

ABSOLUTE MAXIMUM RATINGS AT 25°C AMBIENT		UNITS
OPERATING TEMPERATURE	-20 TO +80	°C
STORAGE TEMPERATURE	-55 TO +105	°C
FORWARD CURRENT	20	mA
PEAK FORWARD CURRENT (1/10 DUTY CYL, 0.1ms PULSE WIDTH)	100	mA
REVERSE VOLTAGE	5	V
POWER DISSIPATION	70	mW
DERATE LINEARLY FROM 25°C	0.25	mA/°C
WAVE SOLDERING CONDITION	260 FOR 5 SEC	°C

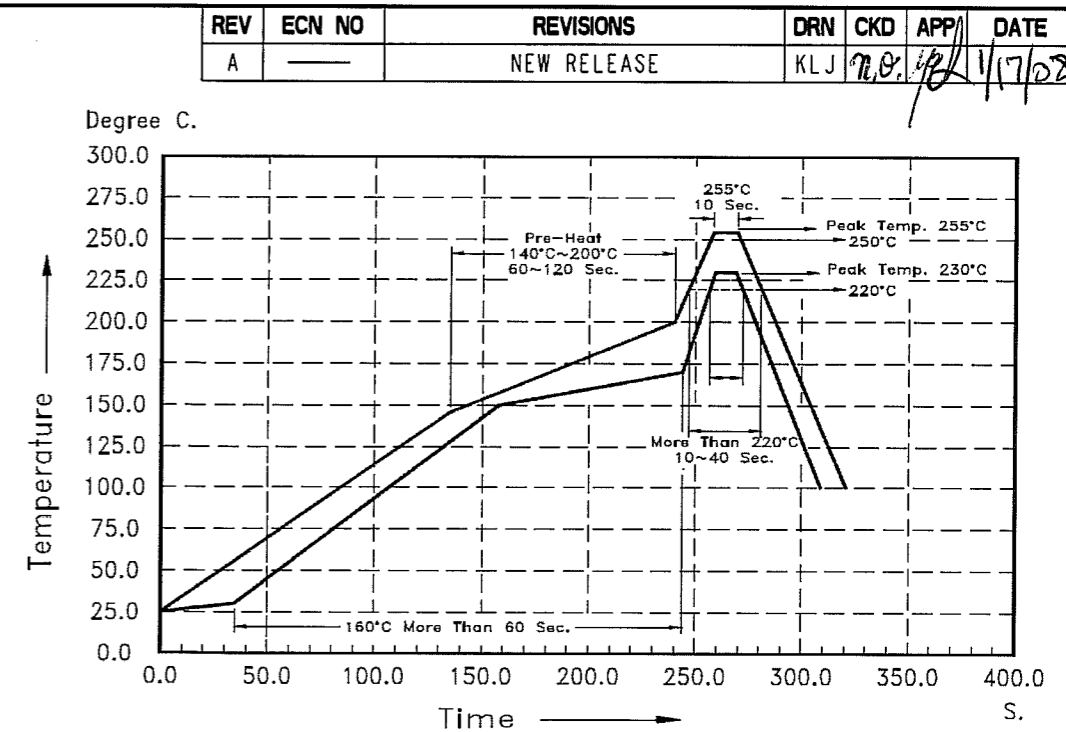
OPERATING CHARACTERISTICS AT 25°C AMBIENT					
CHARACTERISTICS	MIN	TYP	MAX	UNITS	TEST CONDITIONS
LUMINOUS INTENSITY	112.0	—	240.0	mcd	I _F = 10 mA
FORWARD VOLTAGE	2.80	—	3.40	V	I _F = 10 mA
REVERSE CURRENT	—	—	10	µA	V _R = 5 V
VIEWING ANGLE	130		Degree		
CHROMATICITY COORDINATES	x	0.31	I _F = 10 mA		
	y	0.32			

LUMINOUS INTENSITY SPECIFICATION TABLE		
IV BIN	LUMINOUS INTENSITY (mcd) @ I _F =10mA	
	MIN	MAX
R1	112	146
R2	146	180
S1	180	240

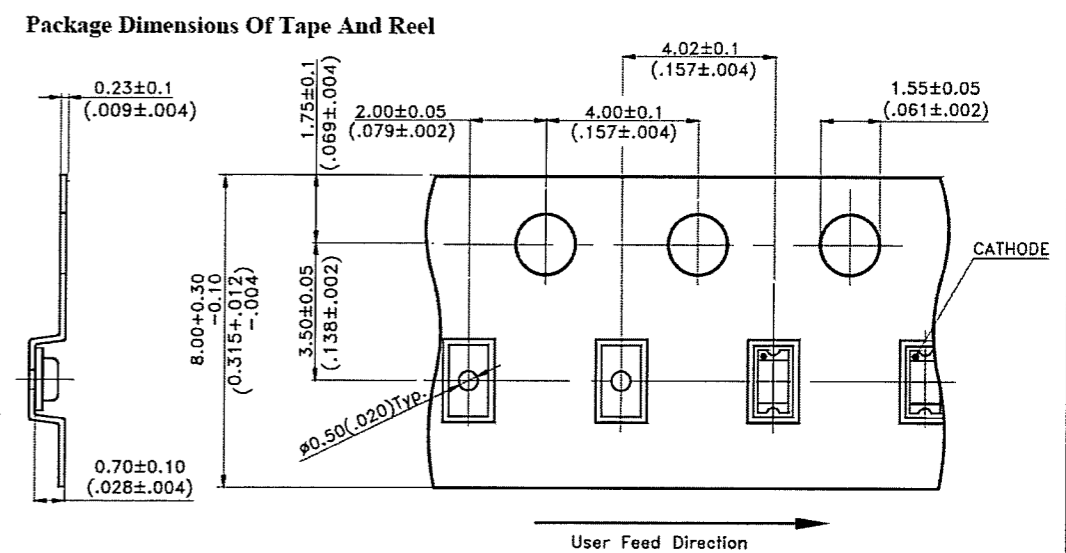
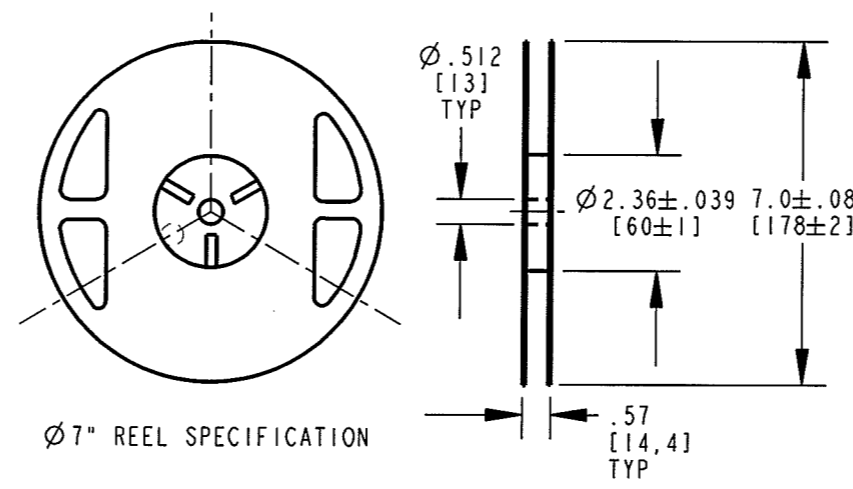
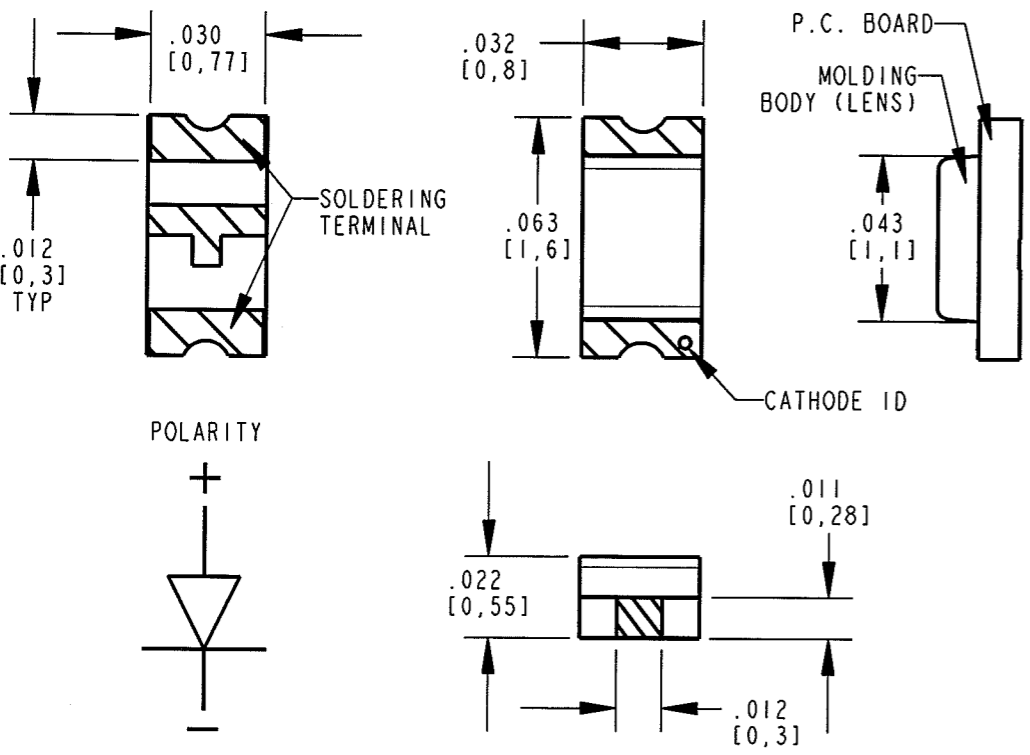
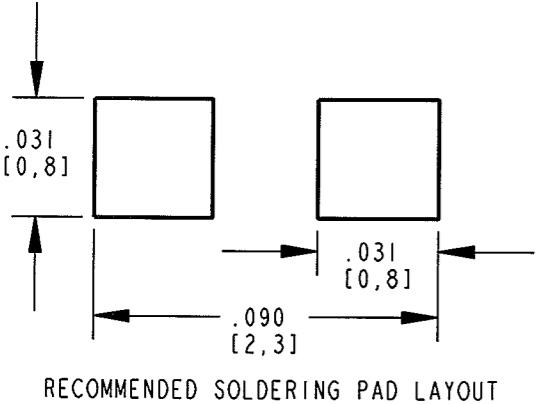
TOLERANCE ON EACH LUMINOUS INTENSITY BIN IS ±15%

HUE BIN	HUE SPECIFICATION TABLE				
	COLOR BIN LIMITS @ I _F =10mA				
	CIE 1931 CHROMATICITY COORDINATES				
A0	x	0.280	0.296	0.283	0.264
	y	0.248	0.276	0.305	0.267
B3	x	0.287	0.307	0.304	0.283
	y	0.295	0.315	0.330	0.305
B4	x	0.307	0.330	0.330	0.304
	y	0.315	0.339	0.360	0.330
B5	x	0.296	0.311	0.307	0.287
	y	0.276	0.294	0.315	0.295
B6	x	0.311	0.330	0.330	0.307
	y	0.294	0.318	0.339	0.315
C0	x	0.330	0.356	0.361	0.330
	y	0.318	0.351	0.385	0.360

TOLERANCE ON EACH HUE (x,y) BIN IS ±0.01



RECOMMENDED RoHS SOLDER PROFILE



NOTE: TAPE AND REEL PACKAGE DIMENSIONS ARE IN MILLIMETERS (INCHES).

- NOTES:
- LENS COLOR: YELLOW
 - LED CHIP: InGaN WHITE
 - LEADS ARE GOLD (Au) PLATED FINISH.
 - 830F SUFFIX MEANS PARTS ARE PACKED ON A 7 INCH REEL, 3000 PCS/REEL. -831F SUFFIX MEANS PARTS ARE PACKED ON A 20 PCS SAMPLE STRIP.
 - DIALIGHT PART NUMBER: 597-3901-830F, 597-3901-831F
 - THIS ASSEMBLY CONTAINS ELECTROSTATIC DISCHARGE SENSITIVE DEVICES (ESDS). MAINTAIN ALL PRECAUTIONARY MEASURES DURING ASSEMBLY, HANDLING, AND STORAGE IN ACCORDANCE WITH IPC-A-610.
 - MOISTURE SENSITIVITY LEVEL 3.
 - TAPE AND REEL LEDS MAY REQUIRE RE-TAPING AFTER TWELVE MONTHS.

RoHS Compliant 597-3901-830F, -831F

Part Numbers with the "F" suffix ending are RoHS Compliant. Reel and bag packaging are marked with "RoHS Compliant" label or equivalent markings. These parts can be used with RoHS reflow profile. Parts can be wave soldered, dip soldered or hand soldered using typical lead-free soldering process with max 260°C temp. for 5 sec.

ATTENTION:
OBSERVE PRECAUTIONS FOR HANDLING ELECTROSTATIC SENSITIVE DEVICES

THIS DRAWING AND THE CONTENTS HEREIN ARE CONFIDENTIAL AND THE SOLE PROPERTY OF DIALIGHT. REPRODUCTION OF THIS DRAWING OR CONSTRUCTION OF ANY PARTS WITHIN THIS DRAWING ARE FORBIDDEN WITHOUT THE WRITTEN CONSENT OF DIALIGHT.		
SCALE: 20.000 ALL DIM'S IN: INCHES (MM)	DRAWING NUMBER C-17584	REV A
TOLERANCES: UNLESS OTHERWISE SPECIFIED FRACTIONS: ±1/64 DECIMALS (.XX): ±.01 DECIMALS (.XXX): ±.004 DECIMALS (.XXXX): ±.0005 ANGLES: ±1°	TITLE 1.6mm x 0.8mm x 0.55mm SMT WHITE LED; RoHS COMPLIANT	
FINISH:	MATERIAL	
FSCM 83330	Dialight 1501 ROUTE 34 SOUTH FARMINGDALE, NJ 07727	
SHEET 1 OF 1 FAMILY TABLE:		