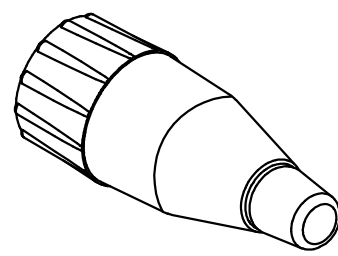
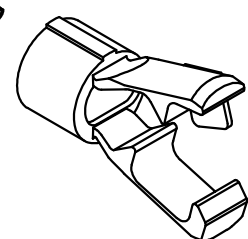
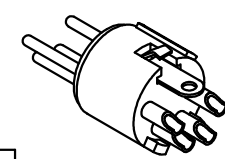
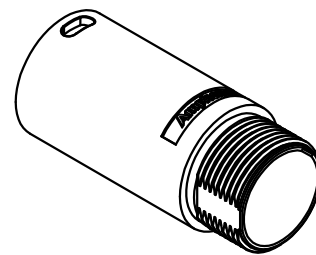


ACTUAL SIZE



CAT P/No.	SHELL FINISH	CONTACT FINISH
AC4M	NICKEL	SILVER PLATING
AC4M-AU		GOLD PLATING
AC4MB	BLACK	SILVER PLATING
AC4MB-AU		GOLD PLATING
AC5M	NICKEL	SILVER PLATING
AC5M-AU		GOLD PLATING
AC5MB	BLACK	SILVER PLATING
AC5MB-AU		GOLD PLATING
AC6AM	NICKEL	SILVER PLATING
AC6AM-AU		GOLD PLATING
AC6AMB	BLACK	SILVER PLATING
AC6AMB-AU		GOLD PLATING
AC7M	NICKEL	GOLD PLATING
AC7MB	BLACK	

UNLESS OTHERWISE SPECIFIED TOLERANCE TO BE		THIS DOCUMENT IS THE PROPERTY OF AMPHENOL AUSTRALIA PTY. LTD. NO PART THEREOF MAY BE REPRODUCED AND USED WITHOUT THE PRIOR WRITTEN CONSENT OF THE OWNER		0	FIRST ISSUE	L.V	01-05-06	----	
LINEAR	ANGULAR	CAD FILE:	00850100	DRN:	L.V	DATE:	01-05-06	TITLE:	
X ± 0.5	X° ± 1°	MATL:	REFER TO COMPONENT	CKD:	M.N.H	DATE:	01-05-06	AC*M LINE CONNECTOR CUSTOMER DWG Amphenol Australia Pty Ltd, 2 Finesops Blvd, Keysborough, Vic 3173 DRAWING NO. SHEET	
X,X ± 0.1	X°X' ± 30'	FINISH:	REFER TO COMPONENT	APP'D:	P.M	DATE:	01-05-06		
BREAK ALL SHARP EDGES AND REMOVE ALL BURRS		DO NOT SCALE		DIMENSIONS IN MILLIMETRES		THIRD ANGLE PROJECTION	SCALE: 1:1 UOS	PART No: REFER TO CHART	SIZE: A4
							128322-0000		2 OF 2