

Walsin RF Product Lines



Bluetooth 2.4GHz

Antenna 8010/7635/5220/3216
Balanced Filter 2012/1608
Band Passed Filter 2012/1005
Balun 2012/1608/1005
MLCI 1608/1005/0603

WiFi 2.4/5GHz

Antenna 1903/9937/6010/ Dipole Antenna
Band Passed Filter 2520/2012/1608/1005
Low Passed Filter 2012/1608/1005
Balun 2012/1608/1005
Diplexer 2012/1608
Triplexer 2012
Coupler 0605
MLCI 1608/1005/0603

EMI

Common Mode Filter 3216/2012/1210/0800
Common Mode Filter Array 2012
LCM EMI Filter Array 2012

LTE 2.5GHz/DCS

Dipole Antenna
LFP1608
BLN1608
BPF2012
CPL1608/0605

GSM/DCS 900MHz/1800MHz

LPF1608/1005

GPS/LPD

1.5GHz/433MHz


Antenna 1003/5830/3216
Patch Antenna
Antenna 1204
Band Passed Filter 2012/1411

RF Filter Product Lineup

Application








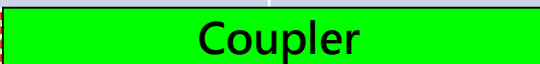



Bluetooth



 Available product & chip size

 Under development













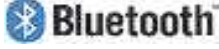



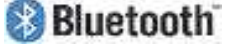









Filter \ Size	0605 (0.65×0.5)	1005 (1.0×0.5)	1608 (1.6×0.8)	2012 (2.0×1.2)	2520 (2.5×2.0)
BPF			Band Pass Filter		
LPF	 2014-Q1		Low Pass Filter		
BLN			Balun Filter		
BPB			Balanced Band Pass Filter		
DIP		 2014-Q2		Diplexer	
CPL	 2014-Q2			Coupler	
IPD					

Summary of Multilayer Common Mode Filter

Application	Part Number	Impedance		DC Resistance	Rated Current	Dimension(mm³)	Differential Impedance
		Attenuation	Common Mode@ 100MHz				
USB2.0/ IEEE1394	RGCMF1210350X0T		35 ohm ± 25%	0.70 ohm	300mA	1.25 X 1.00 X 0.80	90 ohm
	RGCMF1210650X1T		65 ohm ± 20%	0.85 ohm	300mA	1.25 X 1.00 X 0.80	
	RGCMF1210101X2T		100 ohm ± 20%	1.5 ohm	300mA	1.25 X 1.00 X 0.80	
	RGCMF1210900X3T		90 ohm ± 20%	1.5 ohm	300mA	1.25 X 1.00 X 0.80	
	RGCMF1210121X4T		120 ohm ± 20%	1.5 ohm	300mA	1.25 X 1.00 X 0.80	
	RGCMF1220121X5T		120 ohm ± 20%	1.5 ohm	400mA	1.25 X 2.00 X 1.00	
	RFCMF1220100M4T	Scc21: 9.0dB@ 130MHz ~ 1GHz Sdd21: Max 1.0dB@ 240MHz	120 ohm ± 20% (reference only)	2.5 ohm	200mA	1.20 X 2.00 X 1.00	
	RFCMF1220100M3T	Scc21: 9.0dB@ 240MHz ~ 1GHz Sdd21: Max 0.6dB@ 240MHz	80 ohm ± 20% (reference only)	1.5 ohm	300mA	1.20 X 2.00 X 1.00	
	RFCMF1632140M2T	Scc21: 9.0dB@ 140MHz ~ 1GHz Sdd21: 0.8dB@ 240MHz	100 ohm ± 20% (reference only)	2.5 ohm	300mA	1.60 X 3.20 X 1.40	
	RFCMF1632100M3T	Scc21: 9.0dB@ 240MHz ~ 1GHz Sdd21: 0.6dB@ 240MHz	60 ohm ± 20% (reference only)	1.5 ohm	300mA	1.60 X 3.20 X 1.00	
	RGCMF3216090M1T	Scc21: 8.0dB@ 240MHz ~ 1GHz Sdd21: 0.8dB@ 240MHz	65 ohm ± 20% (reference only)	1.5 ohm	200mA	3.20 X 1.60 X 0.95	
HDMI/ LVDS DVI/ MIPI /PCI-E Series-ATA Display Port	RGCMF1210350H0T		35 ohm ± 25%	0.8 ohm	300mA	1.25 X 1.00 X 0.80	100 ohm
	RGCMF1210650H1T		65 ohm ± 20%	0.8 ohm	300mA	1.25 X 1.00 X 0.80	
	RGCMF1210101H2T		100 ohm ± 20%	1.0 ohm	300mA	1.25 X 1.00 X 0.80	
	RGCMF1210900H3T		90 ohm ± 20%	1.0 ohm	300mA	1.25 X 1.00 X 0.80	
	RGCMF1210121H4T		120 ohm ± 20%	1.2 ohm	300mA	1.25 X 1.05 X 0.80	
	RGCMF1210900H7T		90 ohm ± 20%	1.0 ohm	300mA	1.25 X 1.05 X 0.80	
	RGCMF2012900H1T		90 ohm ± 20%	1.0 ohm	200mA	2.00 X 1.25 X 1.00	
USB 3.0	RGCMF1210180U0T		18 ohm ± 25%	0.5 ohm	300mA	1.25 X 1.00 X 0.80	90 ohm
	RGCMF1210350U0T		35 ohm ± 20%	0.8 ohm	300mA	1.25 X 1.00 X 0.80	

Ceramic Chip Antennas



Applications				Antenna Products			
 Mobile phone	 Headset	 PDA/PND	 2.4GHz ANT3216	 2.4GHz ANT7635	 2.4GHz ANT5220	 2.4GHz ANT8010	
 Game m/c	 Dongle	 Consumer	 2.4GHz ECA3216	 GPS ANT1003	 Bluetooth	 WiFi CERTIFIED	 ZigBee
 DPF	 EBook	 AP Router	 Industrial	 BT/ WiFi/GPS Antenna	 SMD FREE Antenna 1903/9937/1204	 2.4/5GHz ANT6050	
		 LPD	 Antenna 433MHZ				