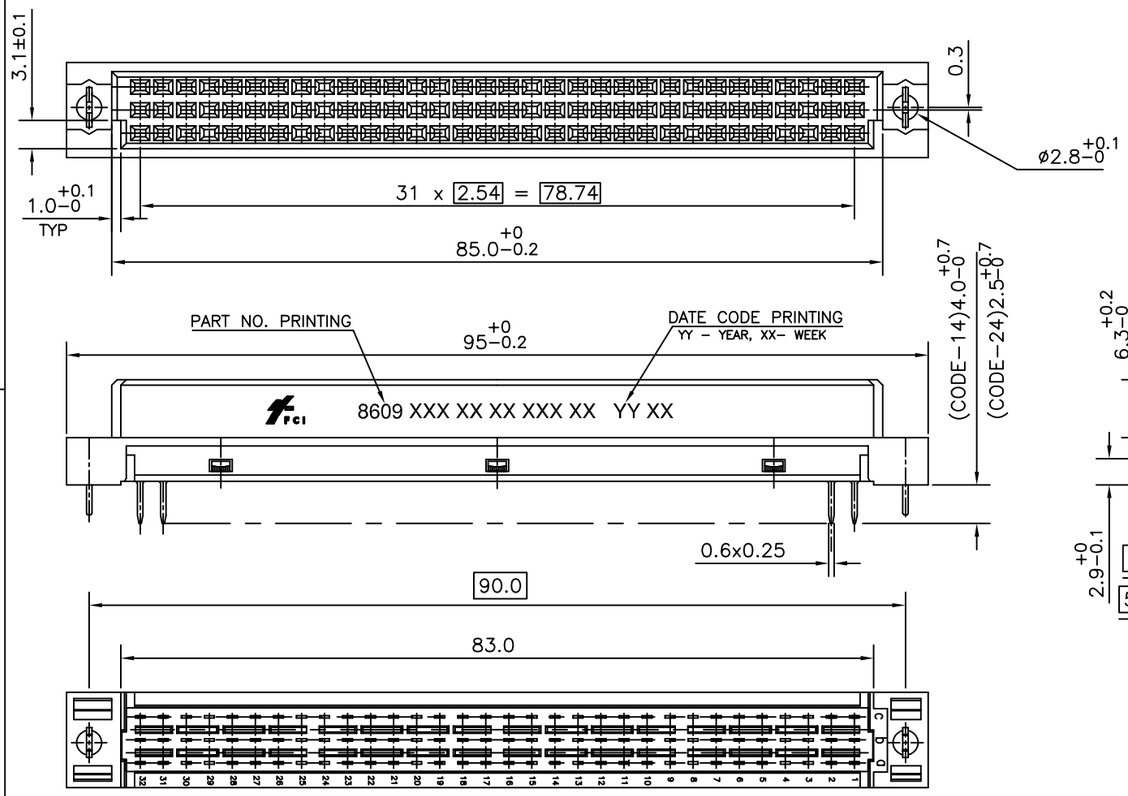

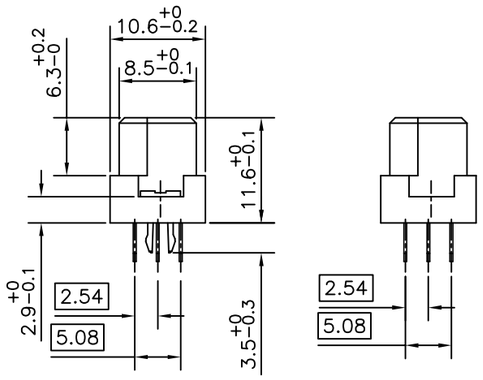

WITH HARPOONS

NO OPTION

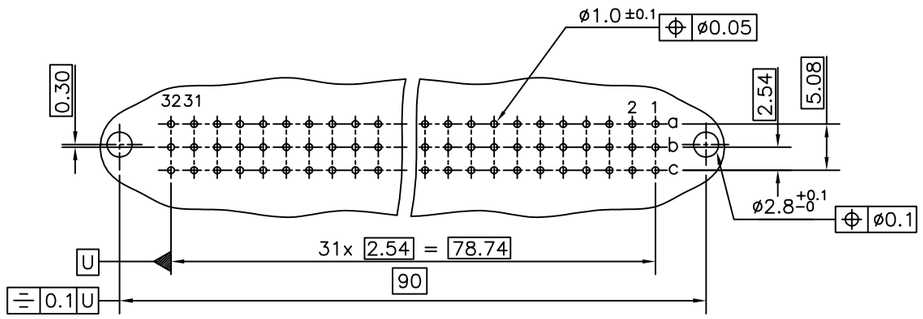

P.C.B DRILLING DETAILS

TECHNICAL SPECIFICATION

INSULATOR MATERIAL	: THERMOPLASTIC POLYESTER UL94V–0, GREY HOUSING CAN WITHSTAND EXPOSURE TO LEAD FREE WAVE SOLDERING TEMPERATURE OF 260–265°C FOR STRAIGHT CONNECTORS AS IT IS IN CLASSICAL LEAD WAVE SOLDERING AT 235–250°.
CONTACT / HARPOON MATERIAL	: COPPER ALLOY
CONTACT PLATING	
ACTIVE ZONE	: GOLD / GXT™ OVER NICKEL
TERMINATION ZONE	
LEAD FREE VERSION	: TIN (PURE MATTE) OVER NICKEL
HARPOON PLATING	
LEAD FREE VERSION	: TIN (PURE MATTE) OVER NICKEL

ELECTRICAL DATA

CURRENT RATING AT 20°C	: 1.5 A
CURRENT (I MAX)	: 2 A
TEMPERATURE RANGE	: –55°C/+125°C
CONTACT RESISTANCE	: ≤ 20mΩ
INSULATION RESISTANCE	: ≥ 10^8 MΩ
TEST VOLTAGE (rms)	:1000V

MECHANICAL DATA

INSERTION FORCE PER CONTACT	: ≤ 0.94N
EXTRACTION FORCE PER CONTACT	: ≥ 0.15N

REFERENCE SPECIFICATIONS : DIN 41612 / IEC 603–2

SERIES 8609 | 3 | 96 | 8 | 1 | 14 | 7 | 5 | 5 | V1LF

ROWS FITTED WITH CONTACTS
- Rows a–b — 2 — 64
- Rows a–b–c — 3 — 96
- Rows a–c — 4 — 64

NUMBER OF CONTACTS

TYPE OF INSULATOR
- 3 ROW FEMALE INSULATOR — 8

METHOD OF MOUNTING
- STANDARD MOUNTING STYLE– C — 1

TERMINATION
- STRAIGHT SPILL (LONG) — 14
- STRAIGHT SPILL (SHORT) — 24

OPTIONS
- NO OPTION — 7
- WITH HARPOONS — H

PERFORMANCE CLASS
- 4 – DIN 41612 CLASS 3 — 4
- 5 – DIN 41612 CLASS 2 — 5
- 6 – DIN 41612 CLASS 1 — 6
- 8 – AS PER MIL C 55302/JSS 50808 — 8

PITCH PER ROW
- 2.54 — 5

V1LF — LEAD FREE VERSION

NOTES:

1. THE "LF" PRODUCTS MEET EUROPEAN UNION DIRECTIVES AND OTHER COUNTRY REGULATIONS AS DESCRIBED IN GS-47-0004.
2. LEAD FREE OR RoHS DIRECTIVE LABELING TO BE PROVIDED AS PER GS-14-920 FOR LEAD FREE VERSION.
3. FOR GENERAL CHARACTERISTICS AND RoHS INFORMATION, REFER DRAWING C-8609-0000A.

ltr	ecn no	dr	date
B	I04–0100	MINI	09/11/2004
C	I05–0042	MINI	19/05/2005
D	I05–0086	MINI	02/06/2005
E	I06–0063	MINI	01/06/2006
F	ELX–I–30157	MJA	11/05/2018

dr	MINI K VANDANATH	29/09/2004
engr	RAKHEE GEORGE	29/09/2004
chr	M JACOB	11/05/2018
appd	BIJU K PAUL	11/05/2018

mat'l. code: –

surface: ISO 1302

tolerance: ISO 406 ISO 1101

tolerances unless otherwise specified: angles 0°±1°; linear .0±.1

projection: mm

scale –

product family: 8609

title: DIN STANDARD RECEPTACLE
STRAIGHT SPILL DIN 41612 STYLE-C

dwg no: C-8609-2028

sheet 1 of 1

size: A3

type: Product Customer Drawing

sheet index: revision F; sheet 1

Amphenol FCi

Copyright AFCI

form: A3