

## ANGELA-S-B

~10° spot beam compatible with BJB connectors

### TECHNICAL SPECIFICATIONS:

Dimensions	Ø 119.5 mm
Height	74.5 mm
Fastening	socket
ROHS compliant	yes ⓘ

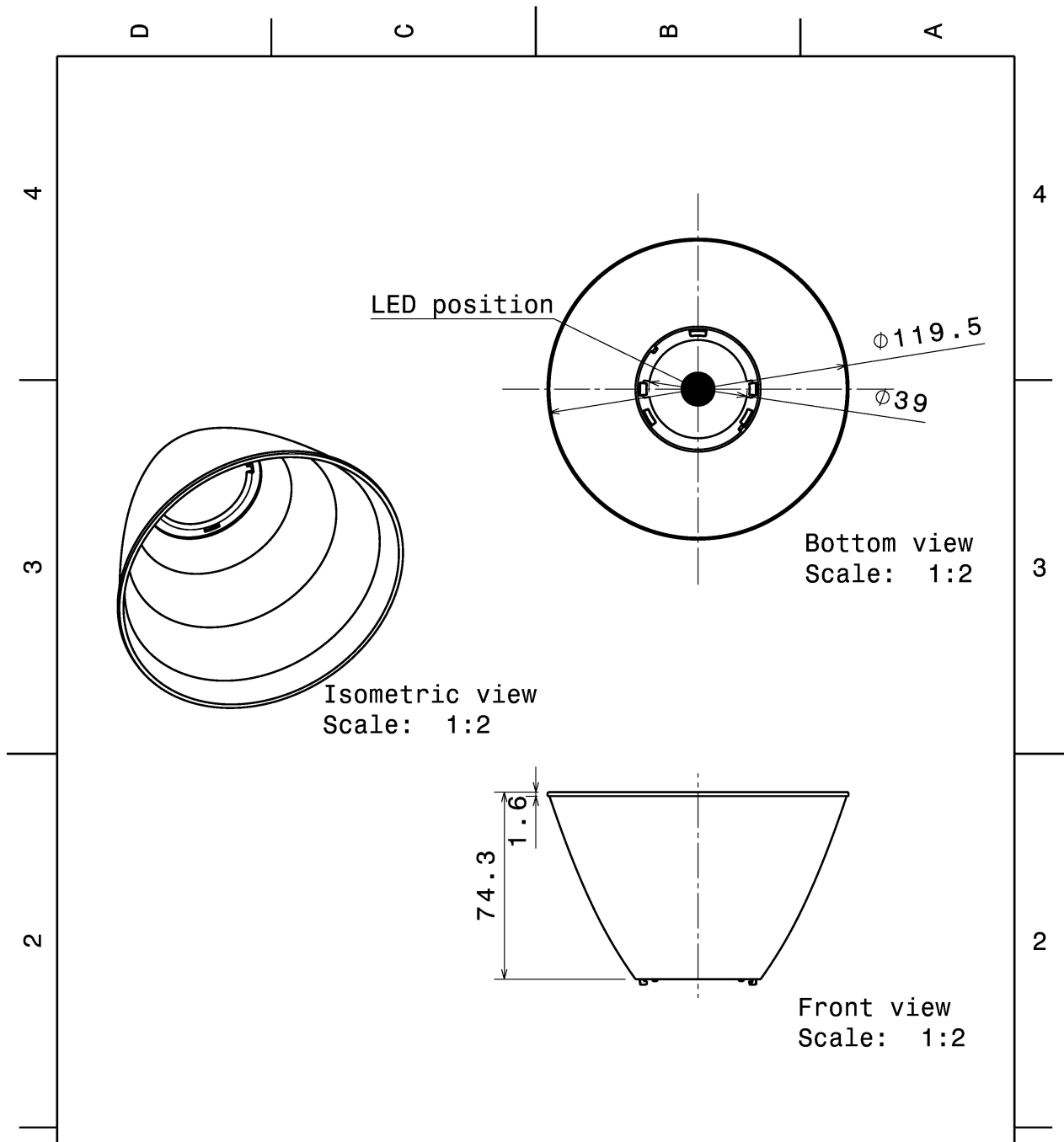
### MATERIAL SPECIFICATIONS:

Component	Type	Material	Colour	Finish	Coating
ANGELA-S-B	Reflector	PC	metal		HMDS



### ORDERING INFORMATION:

Component	Qty in box	MOQ	MPQ	Box weight (kg)
F13662_ANGELA-S-B » Box size: 398 x 298 x 265 mm	180	90	45	8.6

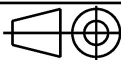


Tolerances if not otherwise shown  
According to DIN ISO 2768-1  
Linear measures:  
Up to 30mm class M, otherwise class C.  
According to DIN ISO 2768-2  
Form and position: class L

**LEDiL**

Ledil Oy  
Salorankatu 10  
FIN 24240 SALO  
Finland

THIRD ANGLE PROJECTION:



DRAWING TITLE

Angela-B

This drawing is the property  
of LEDiL Oy. It may not be  
reproduced, copied or  
communicated without a written  
agreement with LEDiL Oy."

SIZE PART NUMBER

A4


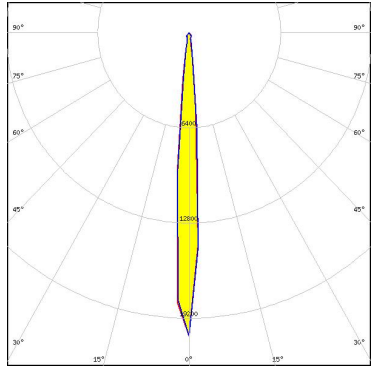

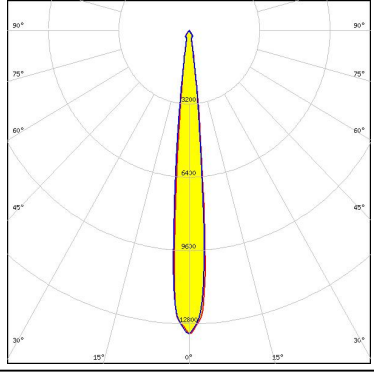

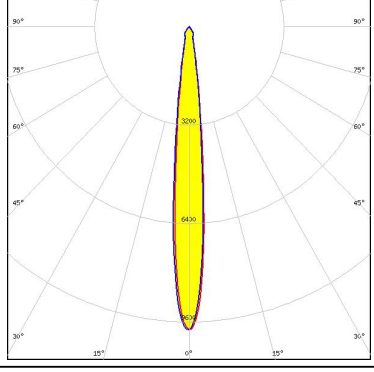

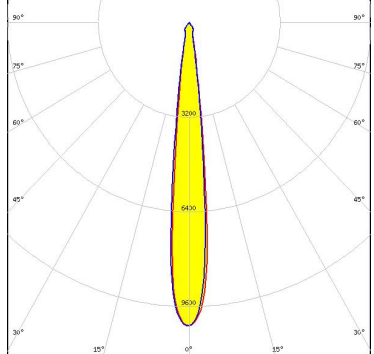
-

SCALE 1:2 WEIGHT


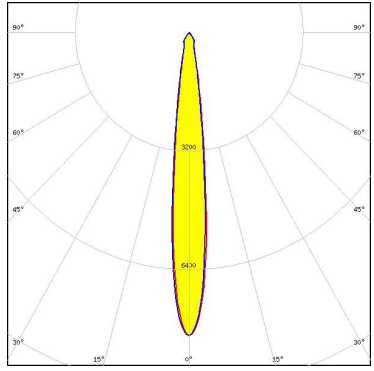

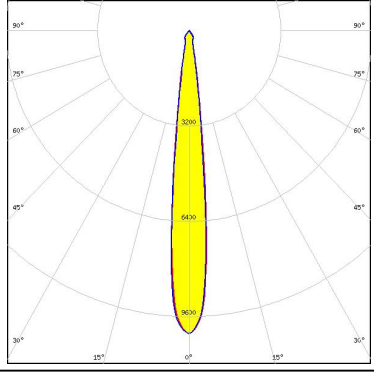

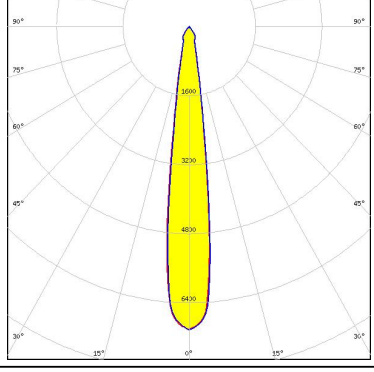

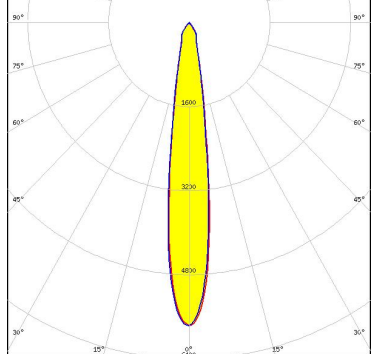
-

SHEET 1/1

#### PHOTOMETRIC DATA (MEASURED):

<p>bridgelux.</p> <p>LED BXRA ES Rectangle</p> <p>FWHM 8.0°</p> <p>Efficiency 94 %</p> <p>Peak intensity 20.7 cd/Im</p> <p>LEDs/each optic 1</p> <p>Light colour White</p> <p>Required components: BJB: 47.319.2040</p>		
<p>bridgelux.</p> <p>LED V15 Gen6</p> <p>FWHM 11.0°</p> <p>Efficiency 89 %</p> <p>Peak intensity 13 cd/Im</p> <p>LEDs/each optic 1</p> <p>Light colour White</p> <p>Required components: BJB: 47.319.2224</p>		
<p>bridgelux.</p> <p>LED V15 Gen6</p> <p>FWHM 11.0°</p> <p>Efficiency 86 %</p> <p>Peak intensity 9.9 cd/Im</p> <p>LEDs/each optic 1</p> <p>Light colour White</p> <p>Required components: F13671_ANGE-RZ-LENS BJB: 47.319.2274</p>		
<p>bridgelux.</p> <p>LED V18 Gen6</p> <p>FWHM 12.0°</p> <p>Efficiency 89 %</p> <p>Peak intensity 10 cd/Im</p> <p>LEDs/each optic 1</p> <p>Light colour White</p> <p>Required components: BJB: 47.319.2274</p>		

#### PHOTOMETRIC DATA (MEASURED):

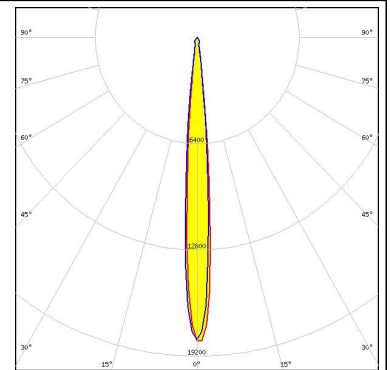
<p>bridgelux.</p> <p>LED V18 Gen6</p> <p>FWHM 13.0°</p> <p>Efficiency 86 %</p> <p>Peak intensity 8.2 cd/lm</p> <p>LEDs/each optic 1</p> <p>Light colour White</p> <p>Required components: F13671_ANGE-RZ-LENS BJB: 47.319.2274</p>		
<p>bridgelux.</p> <p>LED V18 Gen7</p> <p>FWHM 12.0°</p> <p>Efficiency 91 %</p> <p>Peak intensity 10.2 cd/lm</p> <p>LEDs/each optic 1</p> <p>Light colour White</p> <p>Required components: BJB: 47.319.2350</p>		
<p>bridgelux.</p> <p>LED V22 Gen6</p> <p>FWHM 15.0°</p> <p>Efficiency 88 %</p> <p>Peak intensity 7 cd/lm</p> <p>LEDs/each optic 1</p> <p>Light colour White</p> <p>Required components: A.A.G. STUCCHI: 8102/G2</p>		
<p>bridgelux.</p> <p>LED V22 Gen6</p> <p>FWHM 15.0°</p> <p>Efficiency 84 %</p> <p>Peak intensity 5.8 cd/lm</p> <p>LEDs/each optic 1</p> <p>Light colour White</p> <p>Required components: F13671_ANGE-RZ-LENS A.A.G. STUCCHI: 8102/G2</p>		



#### PHOTOMETRIC DATA (MEASURED):

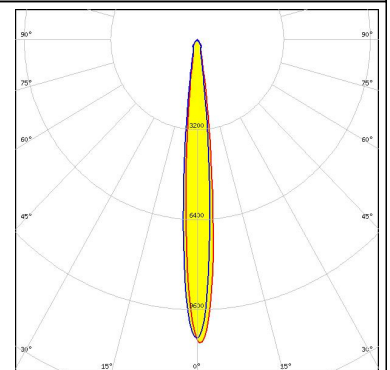

#### CITIZEN

LED CLL03x/CLU03x  
 FWHM 9.0°  
 Efficiency 94 %  
 Peak intensity 18.3 cd/lm  
 LEDs/each optic 1  
 Light colour White  
 Required components:  
 BJB: 47.319.2021



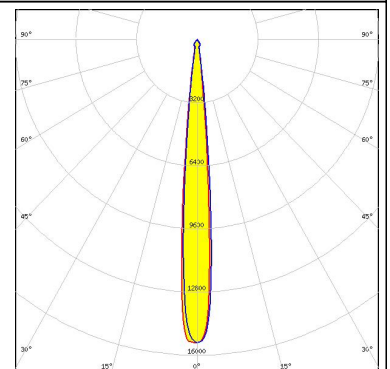

#### CITIZEN

LED CLL03x/CLU03x  
 FWHM 10.0°  
 Efficiency 86 %  
 Peak intensity 10.8 cd/lm  
 LEDs/each optic 1  
 Light colour White  
 Required components:  
 F13671\_ANGE-RZ-LENS  
 A.A.G. STUCCHI: 8101/G2



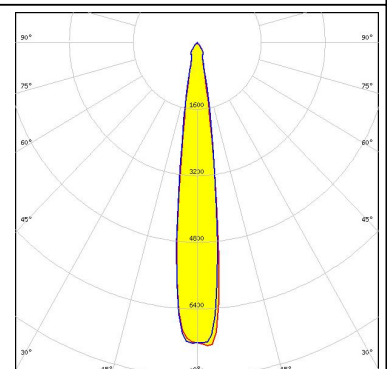

#### CITIZEN

LED CLL03x/CLU03x  
 FWHM 10.0°  
 Efficiency 93 %  
 Peak intensity 15.4 cd/lm  
 LEDs/each optic 1  
 Light colour White  
 Required components:  
 A.A.G. STUCCHI: 8101/G2



#### CITIZEN

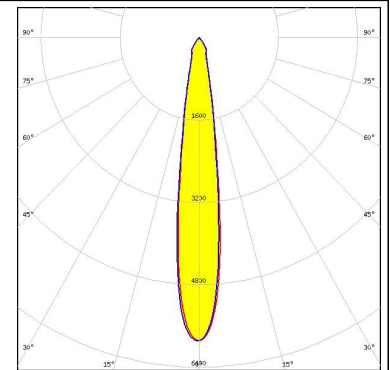
LED CLL04x/CLU04x  
 FWHM 15.0°  
 Efficiency 92 %  
 Peak intensity 7.3 cd/lm  
 LEDs/each optic 1  
 Light colour White  
 Required components:  
 BJB: 47.319.2030



#### PHOTOMETRIC DATA (MEASURED):

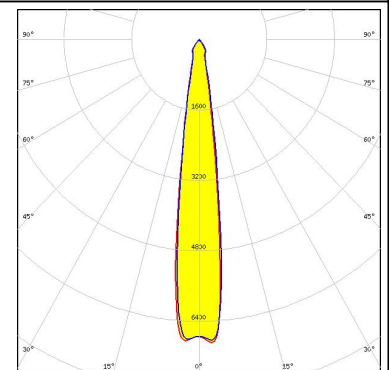

#### CITIZEN

LED CLL04x/CLU04x  
 FWHM 15.0°  
 Efficiency 86 %  
 Peak intensity 5.9 cd/lm  
 LEDs/each optic 1  
 Light colour White  
 Required components:  
 F13671\_ANGE-RZ-LENS  
 A.A.G. STUCCHI: 8102/G2



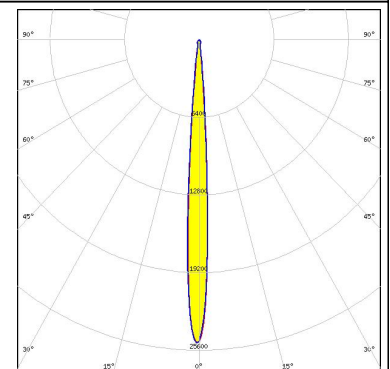

#### CITIZEN

LED CLL04x/CLU04x  
 FWHM 15.0°  
 Efficiency 92 %  
 Peak intensity 6.9 cd/lm  
 LEDs/each optic 1  
 Light colour White  
 Required components:  
 A.A.G. STUCCHI: 8102/G2



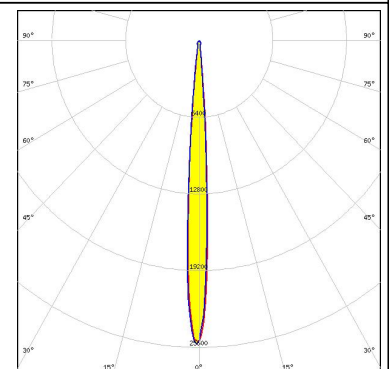

#### CITIZEN

LED CLU720/721  
 FWHM 7.0°  
 Efficiency 94 %  
 Peak intensity 25 cd/lm  
 LEDs/each optic 1  
 Light colour White  
 Required components:  
 A.A.G. STUCCHI: 8101/G2



#### CITIZEN

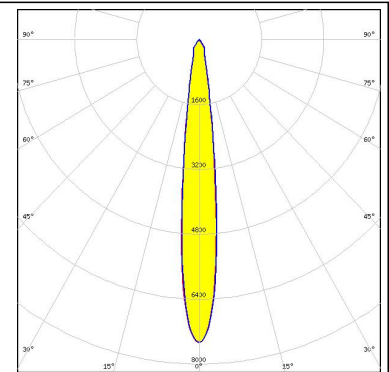
LED CLU720/721  
 FWHM 7.0°  
 Efficiency 94 %  
 Peak intensity 25.3 cd/lm  
 LEDs/each optic 1  
 Light colour White  
 Required components:  
 BJB: 47.319.2021



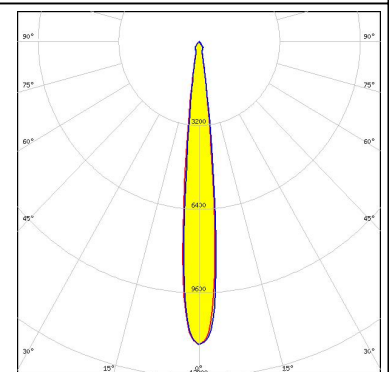

#### PHOTOMETRIC DATA (MEASURED):



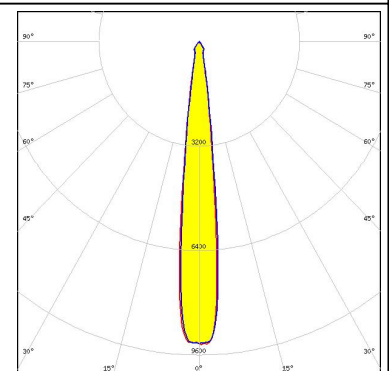

LED CXA/B 25xx  
 FWHM 13.0°  
 Efficiency 86 %  
 Peak intensity 7.5 cd/lm  
 LEDs/each optic 1  
 Light colour White  
 Required components:  
 F13671\_ANGE-RZ-LENS  
 BJB: 47.319.2141



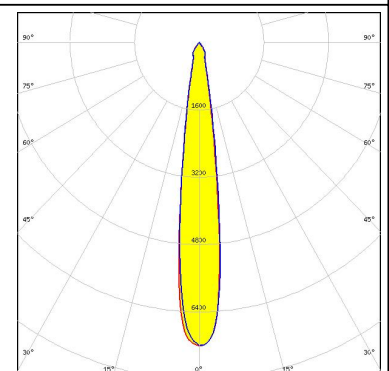

LED CXA/B 25xx  
 FWHM 11.0°  
 Efficiency 92 %  
 Peak intensity 11.6 cd/lm  
 LEDs/each optic 1  
 Light colour White  
 Required components:  
 A.A.G. STUCCHI: 8401/G2



LED CXA/B 25xx  
 FWHM 13.0°  
 Efficiency 89 %  
 Peak intensity 9.3 cd/lm  
 LEDs/each optic 1  
 Light colour White  
 Required components:  
 BJB: 47.319.2141



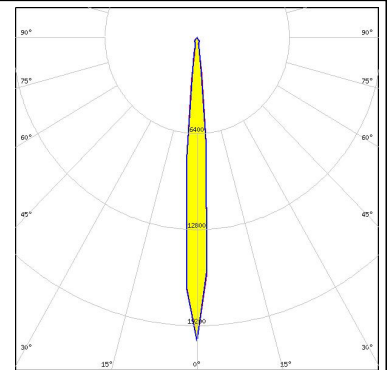
LED CXA/B 30xx  
 FWHM 15.0°  
 Efficiency 91 %  
 Peak intensity 7.2 cd/lm  
 LEDs/each optic 1  
 Light colour White  
 Required components:  
 A.A.G. STUCCHI: 8404/G2



#### PHOTOMETRIC DATA (MEASURED):

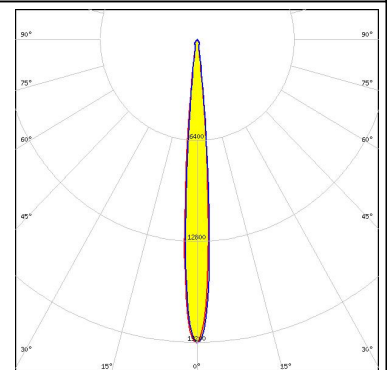

##### LG Innotek

LED COB 10W/13W/17W/24W  
 FWHM 8.0°  
 Efficiency 94 %  
 Peak intensity 16.2 cd/lm  
 LEDs/each optic 1  
 Light colour White  
 Required components:  
 BJB: 47.319.2080



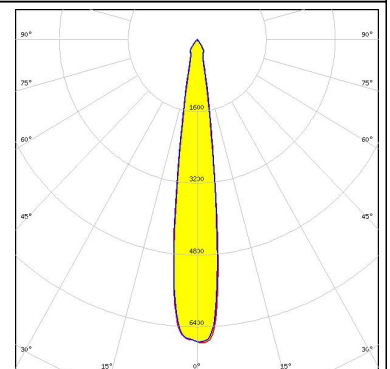

##### LG Innotek

LED COB 10W/13W/17W/24W  
 FWHM 9.0°  
 Efficiency 93 %  
 Peak intensity 19.2 cd/lm  
 LEDs/each optic 1  
 Light colour White  
 Required components:  
 A.A.G. STUCCHI: 8600/G2



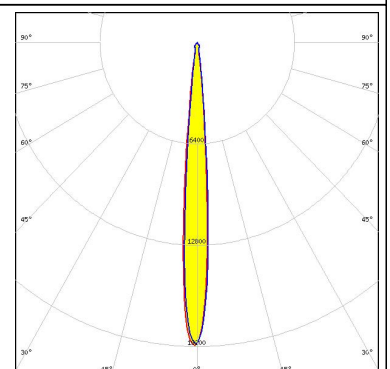

##### LG Innotek

LED COB 40W/60W  
 FWHM 15.0°  
 Efficiency 91 %  
 Peak intensity 6.8 cd/lm  
 LEDs/each optic 1  
 Light colour White  
 Required components:  
 A.A.G. STUCCHI: 8102/G2



##### LUMILEDS

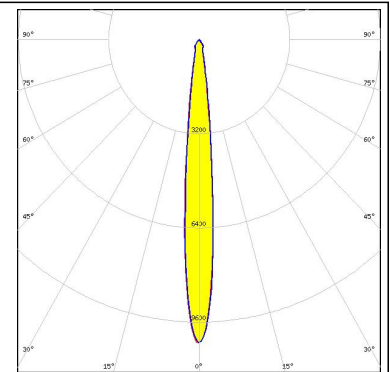
LED LUXEON CoB 1204/1205  
 FWHM 9.0°  
 Efficiency 93 %  
 Peak intensity 19.2 cd/lm  
 LEDs/each optic 1  
 Light colour White  
 Required components:  
 A.A.G. STUCCHI: 8301/G2



#### PHOTOMETRIC DATA (MEASURED):

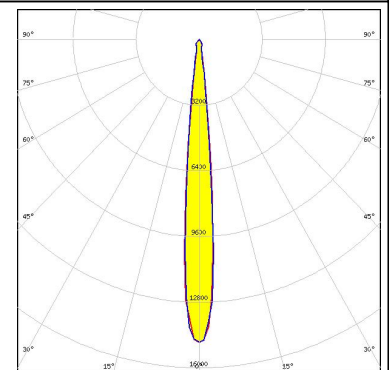
#### LUMILEDS

LED LUXEON CoB 1208  
 FWHM 11.0°  
 Efficiency 86 %  
 Peak intensity 10 cd/lm  
 LEDs/each optic 1  
 Light colour White  
 Required components:  
 F13671\_ANGE-RZ-LENS  
 A.A.G. STUCCHI: 8301/G2



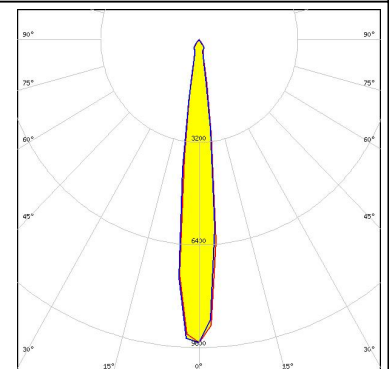
#### LUMILEDS

LED LUXEON CoB 1208  
 FWHM 10.0°  
 Efficiency 94 %  
 Peak intensity 14.8 cd/lm  
 LEDs/each optic 1  
 Light colour White  
 Required components:  
 A.A.G. STUCCHI: 8301/G2



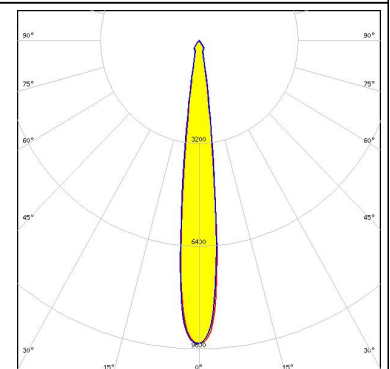
#### LUMILEDS

LED LUXEON CoB 1211  
 FWHM 13.0°  
 Efficiency 91 %  
 Peak intensity 9.5 cd/lm  
 LEDs/each optic 1  
 Light colour White  
 Required components:  
 A.A.G. STUCCHI: 8102/G2



#### LUMILEDS

LED LUXEON CoB 1211  
 FWHM 13.0°  
 Efficiency 90 %  
 Peak intensity 9.4 cd/lm  
 LEDs/each optic 1  
 Light colour White  
 Required components:  
 BJB: 47.319.2030

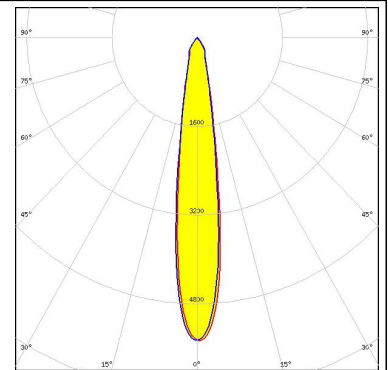




#### PHOTOMETRIC DATA (MEASURED):

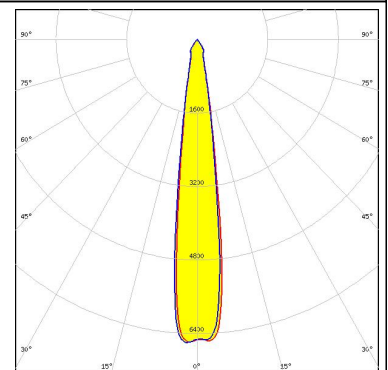
##### LUMILEDS

LED LUXEON CoB 1216/1812  
 FWHM 16.0°  
 Efficiency 85 %  
 Peak intensity 5.5 cd/lm  
 LEDs/each optic 1  
 Light colour White  
 Required components:  
 F13671\_ANGE-RZ-LENS  
 BJB: 47.319.2030



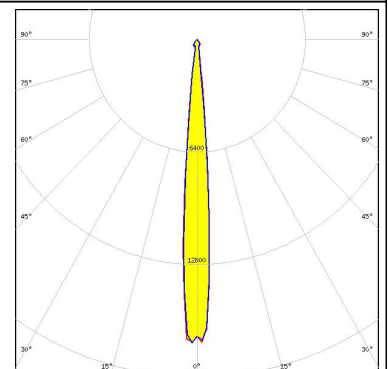
##### LUMILEDS

LED LUXEON CoB 1216/1812  
 FWHM 15.0°  
 Efficiency 89 %  
 Peak intensity 6.6 cd/lm  
 LEDs/each optic 1  
 Light colour White  
 Required components:  
 BJB: 47.319.2030



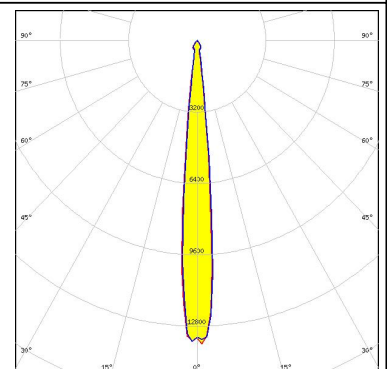

##### LUMILEDS

LED LUXEON K12  
 FWHM 9.0°  
 Efficiency 94 %  
 Peak intensity 17.3 cd/lm  
 LEDs/each optic 1  
 Light colour White  
 Required components:  
 BJB: 47.319.2070



##### LUMILEDS

LED LUXEON K16  
 FWHM 11.0°  
 Efficiency 94 %  
 Peak intensity 13.6 cd/lm  
 LEDs/each optic 1  
 Light colour White  
 Required components:  
 BJB: 47.319.2070

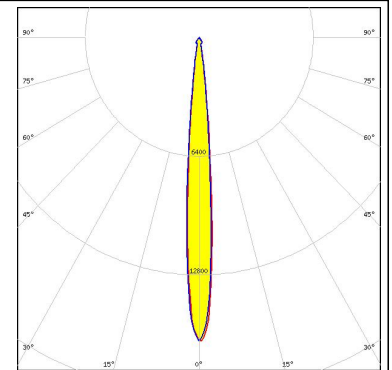




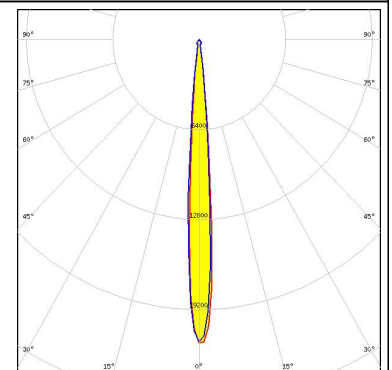
#### PHOTOMETRIC DATA (MEASURED):



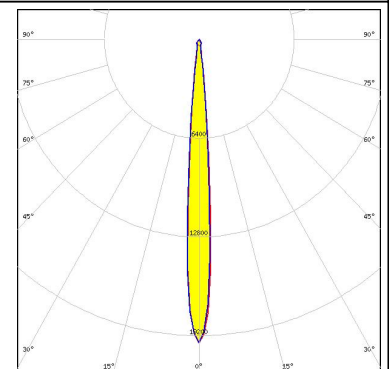

LED CxM-14 (19x19)  
 FWHM 9.0°  
 Efficiency 93 %  
 Peak intensity 16.3 cd/Im  
 LEDs/each optic 1  
 Light colour White  
 Required components:  
 BJB: 47.319.2021



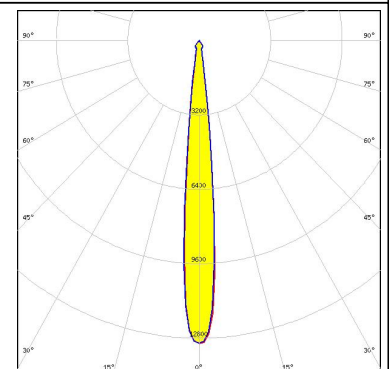

LED Soleriq S13  
 FWHM 8.0°  
 Efficiency 94 %  
 Peak intensity 21.6 cd/Im  
 LEDs/each optic 1  
 Light colour White  
 Required components:  
 A.A.G. STUCCHI: 8502/G2



LED Soleriq S13 19x19  
 FWHM 8.5°  
 Efficiency 89 %  
 Peak intensity 19.7 cd/Im  
 LEDs/each optic 1  
 Light colour White  
 Required components:  
 BJB: 47.319.2021



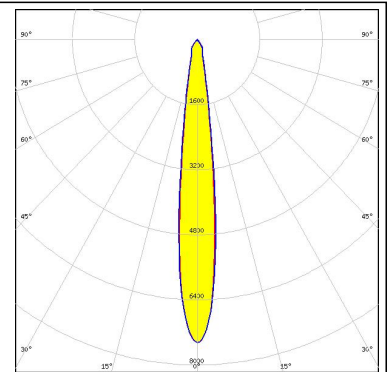
LED Soleriq S19  
 FWHM 11.0°  
 Efficiency 93 %  
 Peak intensity 13.1 cd/Im  
 LEDs/each optic 1  
 Light colour White  
 Required components:  
 BJB: 47.319.2170



#### PHOTOMETRIC DATA (MEASURED):

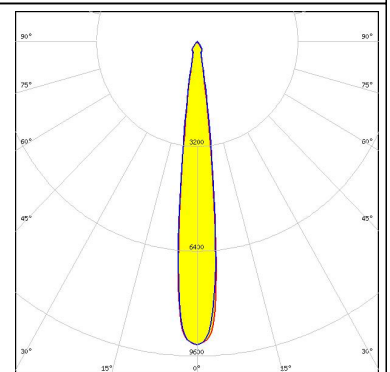
### PHILIPS

LED Fortimo SLM L19 CoB  
FWHM 13.0°  
Efficiency 86 %  
Peak intensity 7.5 cd/lm  
LEDs/each optic 1  
Light colour White  
Required components:  
F13671\_ANGE-RZ-LENS  
BJB: 47.319.2030



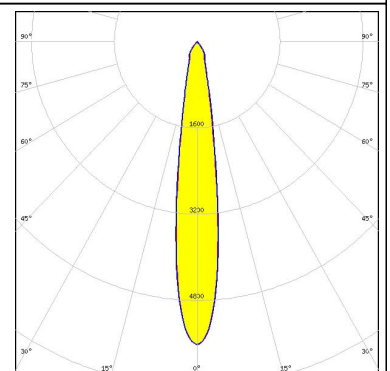

### PHILIPS

LED Fortimo SLM L19 CoB  
FWHM 13.0°  
Efficiency 91 %  
Peak intensity 9.3 cd/lm  
LEDs/each optic 1  
Light colour White  
Required components:  
BJB: 47.319.2030



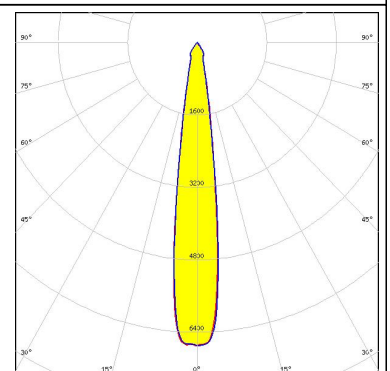

### PHILIPS

LED Fortimo SLM L23 CoB  
FWHM 16.0°  
Efficiency 86 %  
Peak intensity 5.6 cd/lm  
LEDs/each optic 1  
Light colour White  
Required components:  
F13671\_ANGE-RZ-LENS  
BJB: 47.319.2030



### PHILIPS

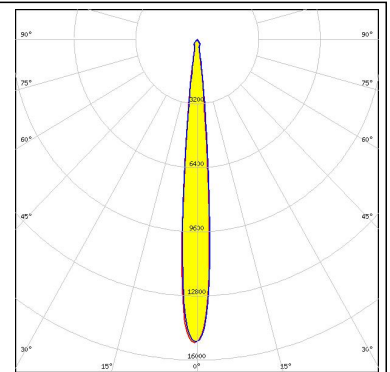
LED Fortimo SLM L23 CoB  
FWHM 15.0°  
Efficiency 91 %  
Peak intensity 6.7 cd/lm  
LEDs/each optic 1  
Light colour White  
Required components:  
BJB: 47.319.2030



#### PHOTOMETRIC DATA (MEASURED):

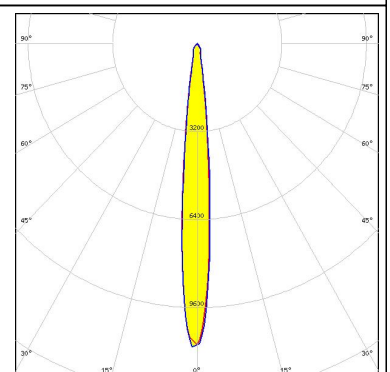
#### SAMSUNG

LED LC016D / LC019D / LC026D / LC033D  
 FWHM 10.0°  
 Efficiency 91 %  
 Peak intensity 15.2 cd/lm  
 LEDs/each optic 1  
 Light colour White  
 Required components:  
 BJB: 47.319.2021



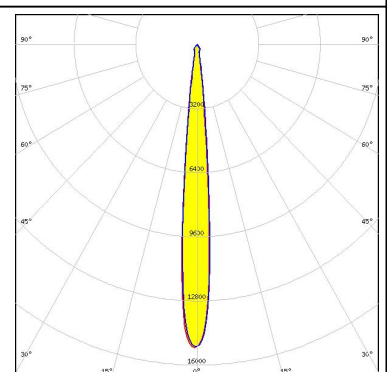

#### SAMSUNG

LED LC016D / LC019D / LC026D / LC033D  
 FWHM 11.0°  
 Efficiency 87 %  
 Peak intensity 11 cd/lm  
 LEDs/each optic 1  
 Light colour White  
 Required components:  
 F13671\_ANGE-RZ-LENS  
 BJB: 47.319.2021



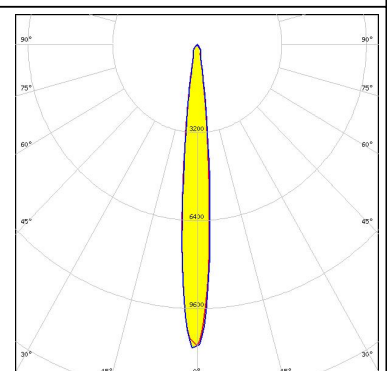
#### SAMSUNG

LED LC016D / LC019D / LC026D / LC033D  
 FWHM 10.0°  
 Efficiency 91 %  
 Peak intensity 15.2 cd/lm  
 LEDs/each optic 1  
 Light colour White  
 Required components:  
 A.A.G. STUCCHI: 8101/G2



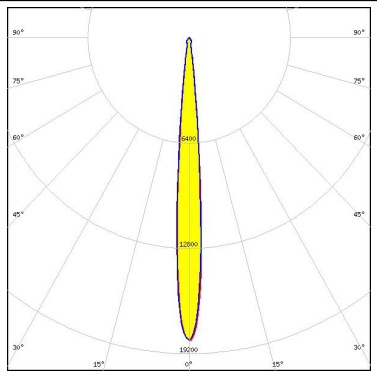


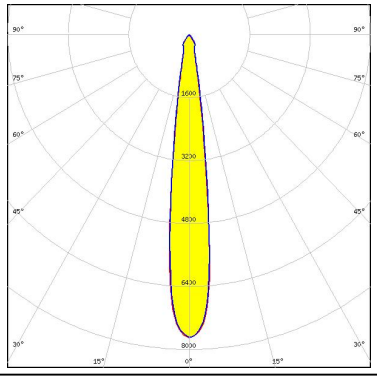


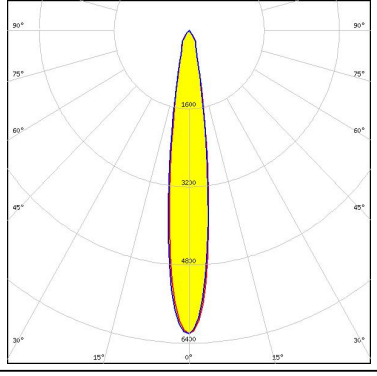


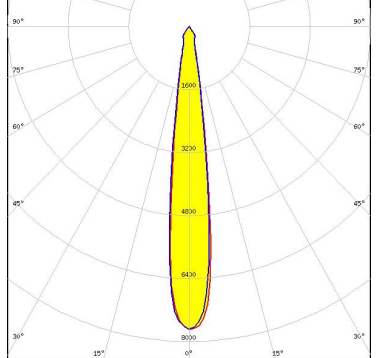


#### SAMSUNG

LED LC016D / LC019D / LC026D / LC033D  
 FWHM 11.0°  
 Efficiency 87 %  
 Peak intensity 11 cd/lm  
 LEDs/each optic 1  
 Light colour White  
 Required components:  
 F13671\_ANGE-RZ-LENS  
 A.A.G. STUCCHI: 8101/G2



#### PHOTOMETRIC DATA (MEASURED):

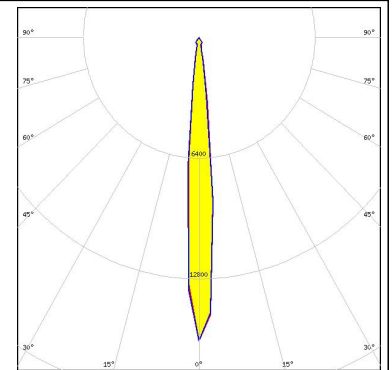
<p> SEOUL SEMICONDUCTOR</p> <p>LED ZC12/18 FWHM 9.0° Efficiency 93 % Peak intensity 18.4 cd/lm LEDs/each optic 1 Light colour White Required components: A.A.G. STUCCHI: 8101/G2</p>		
<p> SEOUL SEMICONDUCTOR</p> <p>LED ZC25/40/60 FWHM 14.0° Efficiency 91 % Peak intensity 7.7 cd/lm LEDs/each optic 1 Light colour White Required components: A.A.G. STUCCHI: 8102/G2</p>		
<p> SEOUL SEMICONDUCTOR</p> <p>LED ZC25/40/60 FWHM 16.0° Efficiency 87 % Peak intensity 6.2 cd/lm LEDs/each optic 1 Light colour White Required components: F13671_ANGE-RZ-LENS BJB: 47.319.2030</p>		
<p> SEOUL SEMICONDUCTOR</p> <p>LED ZC25/40/60 FWHM 14.0° Efficiency 93 % Peak intensity 7.7 cd/lm LEDs/each optic 1 Light colour White Required components: BJB: 47.319.2030</p>		



#### PHOTOMETRIC DATA (MEASURED):

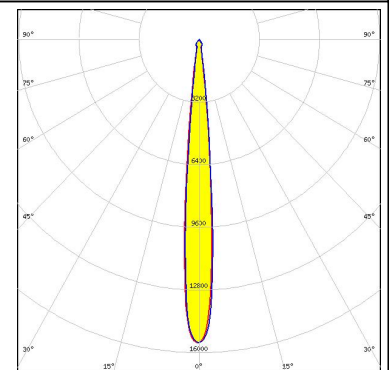

#### SHARP

LED Mega Zenigata (GW6DME)  
 FWHM 10.0°  
 Efficiency 94 %  
 Peak intensity 16.1 cd/Im  
 LEDs/each optic 1  
 Light colour White  
 Required components:  
 BJB: 47.319.2011



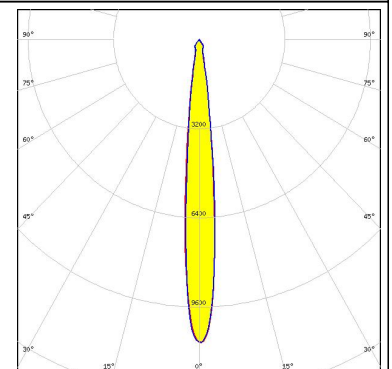

#### SHARP

LED Mega Zenigata (GW6DME)  
 FWHM 10.0°  
 Efficiency 94 %  
 Peak intensity 15.5 cd/Im  
 LEDs/each optic 1  
 Light colour White  
 Required components:  
 A.A.G. STUCCHI: 8301/G2



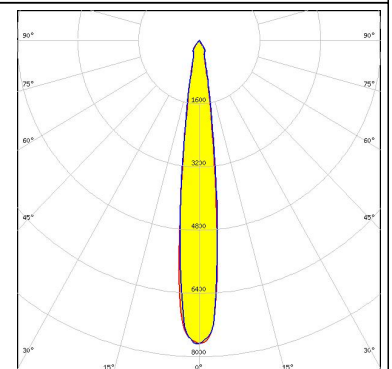
#### TRIDONIC

LED SLE G7 LES17 H  
 FWHM 11.0°  
 Efficiency 90 %  
 Peak intensity 10.9 cd/Im  
 LEDs/each optic 1  
 Light colour White  
 Required components:



#### TRIDONIC

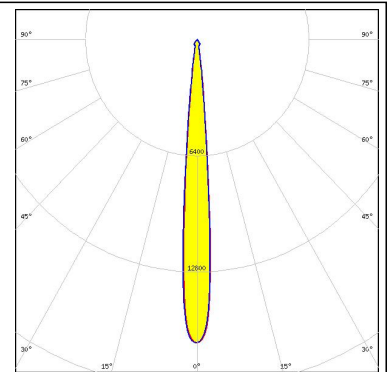
LED SLE G7 LES21 H  
 FWHM 14.0°  
 Efficiency 90 %  
 Peak intensity 7.7 cd/Im  
 LEDs/each optic 1  
 Light colour White  
 Required components:



#### PHOTOMETRIC DATA (MEASURED):

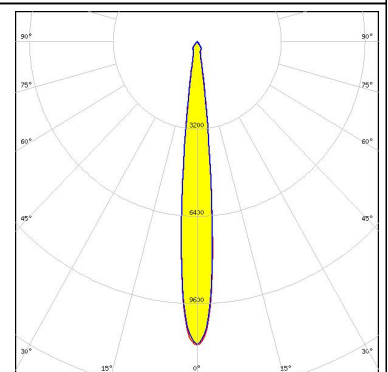

#### XICATO

LED XOB 14.5 mm  
FWHM 9.0°  
Efficiency 92 %  
Peak intensity 16.7 cd/lm  
LEDs/each optic 1  
Light colour White  
Required components:  
BJB: 47.319.2021



#### XICATO

LED XTM - 19mm LES  
FWHM 12.0°  
Efficiency 91 %  
Peak intensity 11 cd/lm  
LEDs/each optic 1  
Light colour White  
Required components:  
C15743\_XTM-ADAPTER-50-B

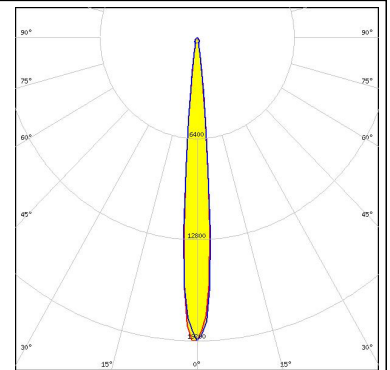




#### PHOTOMETRIC DATA (SIMULATED):

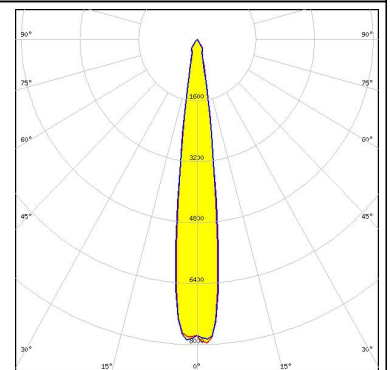
#### CITIZEN

LED CLL03x/CLU03x  
 FWHM 9.3°  
 Efficiency 94 %  
 Peak intensity 19.2 cd/lm  
 LEDs/each optic 1  
 Light colour White  
 Required components:  
 BJB: 47.319.2021



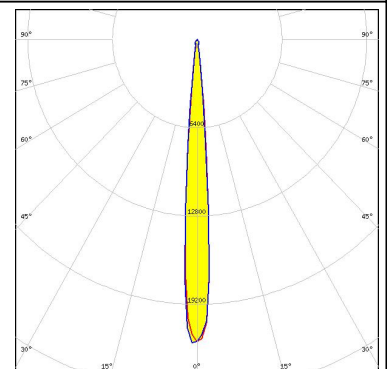
#### CITIZEN

LED CLL04x/CLU04x  
 FWHM 14.0°  
 Efficiency 93 %  
 Peak intensity 8 cd/lm  
 LEDs/each optic 1  
 Light colour White  
 Required components:  
 BJB: 47.319.2030



#### CITIZEN

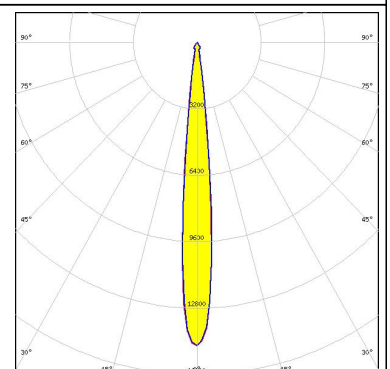
LED CLU730/731  
 FWHM 8.5°  
 Efficiency 92 %  
 Peak intensity 22.2 cd/lm  
 LEDs/each optic 1  
 Light colour White  
 Required components:  
 BJB: 47.319.2030



#### OSRAM

Opto Semiconductors

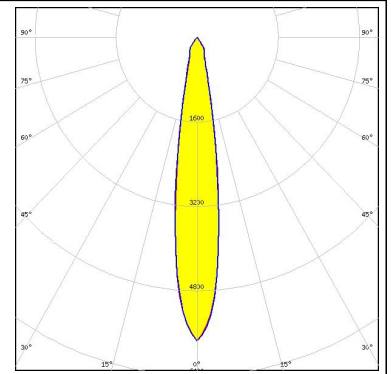
LED Soleriq S15  
 FWHM 10.0°  
 Efficiency 90 %  
 Peak intensity 14.6 cd/lm  
 LEDs/each optic 1  
 Light colour White  
 Required components:  
 BJB: 47.319.2021



## PHOTOMETRIC DATA (SIMULATED):

### SAMSUNG

LED LC040D / LC060D / LC080D  
FWHM 17.0°  
Efficiency 87 %  
Peak intensity 5.8 cd/Im  
LEDs/each optic 1  
Light colour White  
Required components:  
BJB: 47.319.2030



### GENERAL INFORMATION:

NOTE: The typical beam angle will be changed by different color, chip size and chip position tolerance. The typical total beam angle is the full angle measured where the luminous intensity is half of the peak value.

Due to use of high power COB's with this product, special attention to proper thermal design is highly recommended. LEDiL has no liability for direct, indirect or consecutive damages arising from the LEDiL products being used outside of the recommended temperature range.

### MATERIALS:

As part of our continuous research and improvement processes, and to ensure the best possible quality and availability of our products, LEDiL reserves the right to change material grades without notice.

### PRODUCT DATA USER AGREEMENT AND DISCLAIMER:

The measured data in the provided downloadable LEDiL Product Datasheets and Mechanical 2D-Drawings is rounded and provided as reference for planning. LEDiL Oy's optical specifications have been verified by conducting performance testing of the products in accordance with the company's quality system. The reported data are averaged results of multiple measurements with typical variation. LEDiL Oy reserves the right to without prior notification make changes and improvements to its products.

LEDiL Oy assumes neither warranty, nor guarantee nor any other liability of any kind for the contents and correctness of the provided data. The provided data has been generated with highest diligence but the provided data may in reality not represent the complete possible variation range of all intrinsic parameters. Therefore, in certain cases a deviation from the provided data could occur.

LEDiL Oy reserves the right to undertake technical changes of its products without further notification which could lead to changes in the provided data. LEDiL Oy assumes no liability of any kind for the possible deviation from any provided data or any other damage resulting from the usage of the provided data.

The user agrees to this disclaimer and user agreement with the download or usage of the provided files.

#### LEDiL Oy

Joensuunkatu 13  
FI-24240 SALO  
Finland

#### LEDiL Inc.

228 West Page Street  
Suite D  
Sycamore IL 60178  
USA

#### Local sales and technical support

[www.ledil.com/  
where\\_to\\_buy](http://www.ledil.com/where_to_buy)

#### Shipping locations

Salo, Finland  
Hong Kong, China

#### Distribution Partners

[www.ledil.com/  
where\\_to\\_buy](http://www.ledil.com/where_to_buy)