

HSL-TB32-MD

32-CH Separate I/O Terminal Base



Specifications

■ General Description	Separate I/O wiring connection for HSL I/O modules
	Every I/O points uses 3-pin connector
	Pin definition is signal/ground/power (from left to right)
	Separate fuse protection for each I/O points (jumper selection)
	Supports common/separate DC power supply (jumper selection)
	Terminator resistor on board (jumper selection)
	Interlocking design for rugged installation
	Power LED indicator
	DIN rail mounting
	Power and ground included for each signal channel


■ I/O Wire Gauge	20 AWG. (max.); 28 AWG. (min.)
■ Power Supply	22 V to 26 V _{DC}
■ Dimensions	129 x 107 x 47.5 mm (W x L x H)

Support Modules

- HSL-DI16DO16-M-NN
- HSL-DI32-M-N
- HSL-DO32-M-N

HSL-TB32-M-DIN

32-CH I/O Terminal Base



Specifications


■ General Description	Field I/O wiring connection for HSL I/O modules	
	Spring terminal for easy field wiring	
	Power and ground included for each signal channel	
	Interlocking design for rugged installation	
	Power LED indicator	
	DIN rail mounting	
	Terminator resistor on board	
	I/O Wire Gauge	20 AWG. (max.); 28 AWG. (min.)
	Power supply	22 V to 26 V _{DC}
	Dimensions	128.5 x 85.5 x 108 mm (W x L x H)

Support Modules

- HSL-DI16DO16-M-NN
- HSL-DI32-M-N
- HSL-DO32-M-N
- HSL-R8DI16-M-N
- HSL-AI16AO2-M-VV-AV

HSL-TB32-U-DIN

32 Points Universal Terminal Base



Specifications


■ General Description	Field I/O wiring connection for HSL I/O modules	
	Spring terminal for easy field wiring	
	Power and ground included for each signal channel	
	Interlocking design for rugged installation	
	Power LED indicator	
	DIN rail mounting	
	Terminator resistor on board	
	I/O Wire Gauge	20 AWG. (max.); 28 AWG. (min.)
	Power Supply	22 V to 26 V _{DC}
	Dimensions	126 x 120.1 x 107.3 mm (W x L x H)

Support Modules

- HSL-DI16DO16-DB-NN
- HSL-DI32-DB-N
- HSL-DO32-DB-N

HSL-TB64

64 Points High Density Terminal Base



Specifications

■ General Description	Field I/O wiring connection for HSL I/O modules	
	Spring terminal for easy field wiring	
	Power and ground included for each signal channel	
	Interlocking design for rugged installation	
	Power LED indicator	
	DIN rail mounting	
	Terminator resistor on board	
	I/O Wire Gauge	20 AWG. (max.); 28 AWG. (min.)
	Power Supply	22 V to 26 V _{DC}
	Dimensions	168.7 x 120.1 x 107.1 mm (W x L x H)

Support Modules

- HSL-DI16DO16-DB-NN
- HSL-DI32-DB-N
- HSL-DO32-DB-N