



80×80×25 mm

San Ace 80

General Specifications

- Material Frame: Aluminum, Impeller: Plastic (Flammability: UL 94V-1)
- Expected life See the table below. (L10 life: 90% survival rate for continuous operation in free air at 60°C, rated voltage)
- Motor structure Shaded coil motor
- Motor protection function Locked rotor burnout protection, Reverse polarity protection
For details, please refer to p. 547.
- Dielectric strength 50/60 Hz, 1500 VAC, for 1 minute (between input terminal and frame)
- Insulation resistance 10 MΩ or more with a 500 VDC megger
- Sound pressure level (SPL) At 1 m away from the air inlet
- Operating voltage range Voltage of each model ±10%
- Storage temperature -30 to +70°C (Non-condensing)
- Mass 270 g

Specifications

Model no.	Rated voltage [V]	Frequency [Hz]	Input [W]	Current [A]	Locked rotor current [A]	Rated speed [min ⁻¹]	Max. airflow [m ³ /min] [CFM]	Max. static pressure [Pa] [inchH ₂ O]	SPL [dB (A)]	Operating temperature [°C]	Expected life [h]
109S050	100	50/60	9/7	0.12/0.1	0.13/0.11	2650/3100	0.63/0.76 22.3/26.9	27.5/38.3 0.11 /0.154	30/33	-30 to +60	25000/60°C
109S053	115			0.1 /0.08	0.11/0.09						
109S051	200			0.06/0.05	0.06/0.05						
109S054	230			0.05/0.04	0.05/0.04						
109S030	100			0.12/0.1	0.13/0.11	2350/2700	0.55/0.63 19.4/22.3	21.6/28.4 0.087/0.114	28/30		
109S033	115			0.1 /0.08	0.11/0.09						
109S031	200			0.06/0.05	0.06/0.05						
109S034	230			0.05/0.04	0.05/0.04						

Set Models

Fan, finger guard, plug cord, screws, etc. can be purchased in one package. For details, please refer to p. 594.

Order no.	Set items					
	Fan	Voltage	Low-speed sensor	Plug cord*	Finger guards	Mounting screws
ST1-109S050	109S050	100 V		489-016-L10	109-049E	M4×40 mm (4 screws)**
ST1-109S053	109S053	115 V		489-016-L10	109-049E	
ST1-109S051	109S051	200 V		489-016-L10	109-049E	
ST1-109S054	109S054	230 V		489-016-L10	109-049E	
ST1-109S030	109S030	100 V		489-016-L10	109-049E	
ST1-109S033	109S033	115 V		489-016-L10	109-049E	
ST1-109S031	109S031	200 V		489-016-L10	109-049E	
ST1-109S034	109S034	230 V		489-016-L10	109-049E	

* PSE compatible.

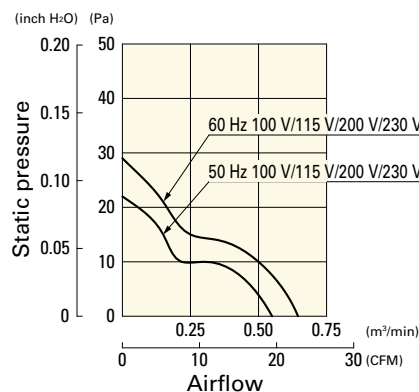
** Though these are 2-hole or 3-hole frame mount types, 4 screws are included for extra.

Airflow - Static Pressure Characteristics

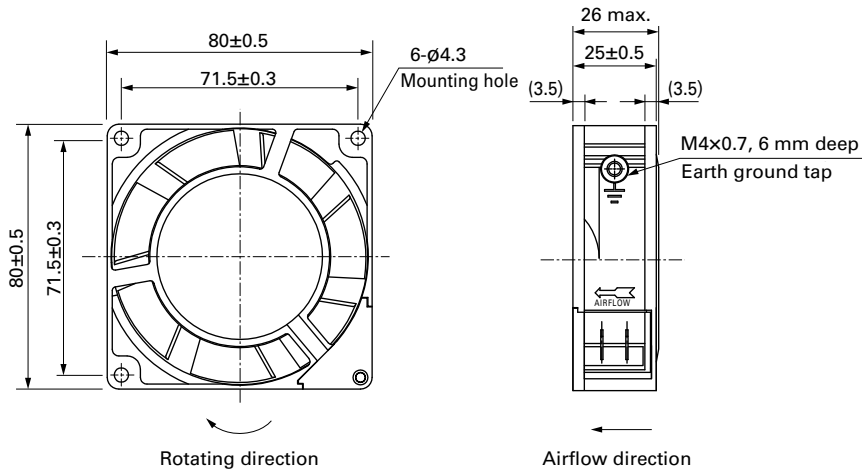
109S050, 109S053, 109S051, 109S054



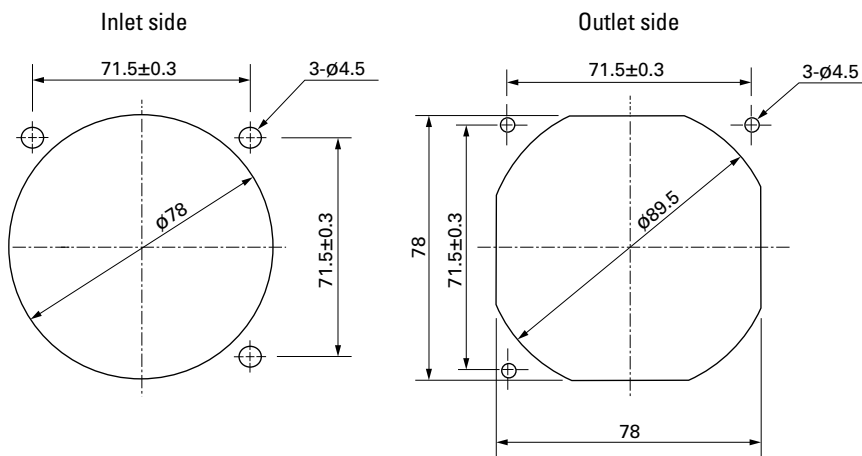
109S030, 109S033, 109S031, 109S034



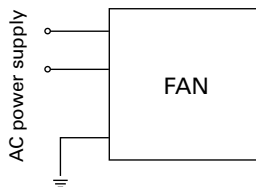
Dimensions (unit: mm)



Reference Dimensions of Mounting Holes and Vent Opening (unit: mm)



Wiring Diagram



Options

Finger guards

page: p. 532

Model no.: 109-049E, 109-049H, 109-049C

Resin finger guards

page: p. 539

Model no.: 109-1002G

Resin filter kits

page: p. 540

Model no.: 109-1002F13 (13PPI), 109-1002F20 (20PPI),
109-1002F30 (30PPI), 109-1002F40 (40PPI)

Plug cord

page: pp. 542 to 543

Model no.: 489-016-L10, 489-016-L21, 489-047-L10,
489-047-L21