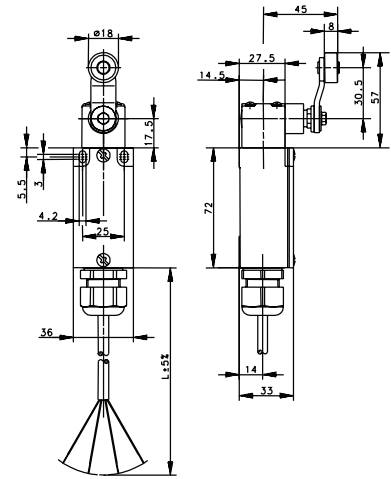
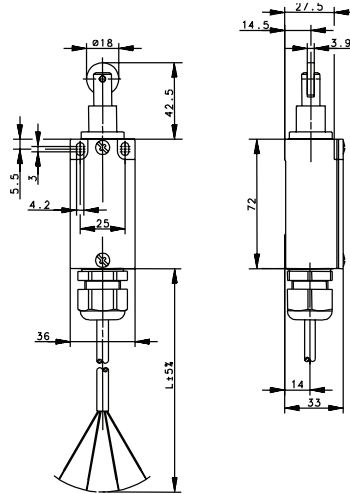


**GC Series Limit Switches**

**GC RIW**

**GC AHT**



6.5' (2 meter) connection cable

**609.2167.012**  
GC-SU1Z EX RIW -2M-

**609.2185.032**  
GC-SU1Z EX AHT -2M-

16.4' (5 meter) connection cable

-

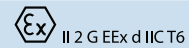
**609.2185.034**  
GC-SU1Z EX AHT -5M-

29.5' (9 meter) connection cable

**609.2167.015**  
GC-SU1Z EX RIW -9M-

**609.2185.035**  
GC-SU1Z EX AHT -9M-

**EX Certification**



**Technical Information**

Maximum Switching Voltage	230V	230V
Maximum Switching Amperage	5A	5A
B10d	4 Million	4 Million
Mechanical Service Life	2 x 10 <sup>6</sup>	2 x 10 <sup>6</sup>
Switching Frequency	≤ 50/min	≤ 50/min
Operating Temperature	-20 °C to +65 °C	-20 °C to +65 °C
Protection Rating	IP66 / IP67	IP66 / IP67
Utilization Category	AC 15, 240 V / 3 A; DC 13, 250 V / 0.27 A	AC 15, 240 V / 3 A; DC 13, 250 V / 0.27 A
Rate Insulation Voltage	250VAC	250VAC

Drawing dimensions in mm