


DR INPUT MODULES



- DIN Rail Mountable Single Point Input Modules
- AC Inputs (Yellow Case)
- DC Inputs (White Case)
- 4kV Optical isolation
- Input and Output Barrier Strips Accept 14 to 28 AWG Wire
- Configured for Panel Mounting
- Open-Collector Output, with LED Status Indicator

SPECIFICATIONS (1)

Input

Part Number	DR-IAC5	DR- IAC5A	DR- IAC24	DR- IAC24A
Voltage Range	90-140 VAC/DC	180-280 VAC/DC	90-140 VAC/DC	180-280 VAC/DC
Maximum Current [mA](4)	6	5	6	5
Resistance [Ohms](2)(3)	28 k	75 k	28 k	75 k
Drop-out Current [mA](5)	2	1.5	2	1.5
Voltage for No Output [VAC/VDC](6)	50	50	50	50
Allowable Current [mA]	2.5	2	2.5	2

Output

Maximum Voltage[VDC](9)	30	30	30	30
Maximum Voltage Drop [VDC](12)	0.2	0.2	0.2	0.2
Nominal Logic Supply Voltage [VDC]	5.0	5.0	24	24
Logic Supply Voltage Range [VDC]	3.0-6.0	3.0-6.0	20-30	20-30
Maximum Current [mA](10)	50	50	50	50
Maximum Logic Supply Current [mA](7)	28	28	28	28
Maximum Logic Supply Leakage Current [µA](8)	10.0	10.0	10.0	10.0
Maximum Leakage Current [µA](11)	10.0	10.0	10.0	10.0
Maximum Turn-On Time [msec] (13)	20	20	20	20
Maximum Turn-Off Time [msec] (13)	30	30	30	30

SPECIFICATIONS (1)

Input

Part Number	DR-IDC5	DR-IDC5A	DR-IDC24	DR-IDC24A
Voltage Range	4-32 VDC/AC	10-48 VDC	4-32 VDC/AC	10-48 VDC
Maximum Current [mA](4)	34	34	34	34
Resistance [Ohms](2)(3)	1 k	2 k	1 k	2 k
Drop-out Current [mA](5)	1	1	1	1
Voltage for No Output [VAC/VDC](6)	2	4	2	4
Allowable Current [mA]	1.5	1.5	1.5	1.5

Output

Maximum Voltage[VDC](9)	30	30	30	30
Maximum Voltage Drop [VDC](12)	0.2	0.2	0.2	0.2
Nominal Logic Supply Voltage [VDC]	5.0	5.0	5.0	5.0
Logic Supply Voltage Range [VDC]	3.0-6.0	3.0-6.0	20-30	20-30
Maximum Current [mA](10)	50	50	50	50
Maximum Logic Supply Current [mA](7)	28	28	28	28
Maximum Logic Supply Leakage Current [µA](8)	10.0	10.0	10.0	10.0
Maximum Leakage Current [µA](11)	10.0	10.0	10.0	10.0
Maximum Turn-On Time [msec] (13)	1.0	1.0	1.0	1.0
Maximum Turn-Off Time [msec] (13)	1.0	1.0	1.0	1.0

GENERAL SPECIFICATIONS

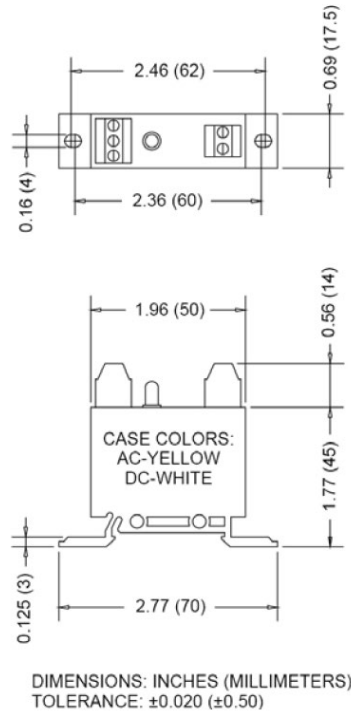
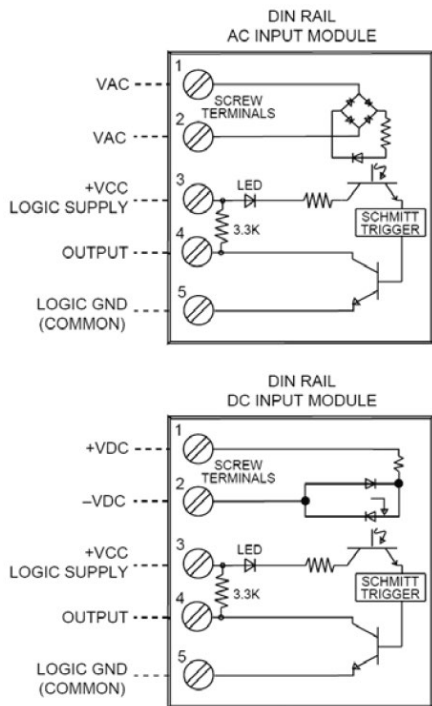
Description

Input/Output Isolation Voltage (14)	4000 Vrms
Input/Output Capacitance	8 pF
Operating Temperature Range	-30 to 80°C
Storage Temperature Range	-40 to 100°C
Line Frequency Range	47 to 63 Hz
Weight	1.1 oz. (31.2g)

GENERAL NOTES:

- (1) Specifications apply to an ambient temperature of -30 to 80 °C unless otherwise noted.
- (2) Resistance values for IAC modules are effective impedance values at 25 °C.
- (3) Resistance values are +/-10% at 25 °C.
- (4) Measured at maximum specified input voltage, 25°C.
- (5) Defined as the maximum current allowed through the module's input to guarantee that the output will switch from "on" to "off". Higher currents may result in the output remaining in the "on" state.
- (6) Defined as the maximum current allowed through the module's input that will not switch the module's output state from "off" to "on".
- (7) With external LED status indicator at maximum specified logic supply voltage and 25°C. 18mA without external LED.
- (8) At maximum specified logic voltage and 25°C.
- (9) Applied across open collector output transistor.
- (10) Sinking current through the open collector output transistor.
- (11) At maximum output voltage and 25°C.
- (12) At maximum output current and 25°C.
- (13) At nominal logic supply voltage, 25mA output sinking current, nominal input voltage and 25°C
- (14) At 25°C for 1 second maximum duration.

EQUIVALENT CIRCUIT DIAGRAMS / MECHANICAL SPECIFICATIONS



AGENCY APPROVALS



Rev. 080916

⚠ DANGER / PELIGRO / DANGER /GEFAHR / PERICOLO / 危險

<p>HAZARD OF ELECTRIC SHOCK, EXPLOSION, OR ARC FLASH.</p> <ul style="list-style-type: none"> • Disconnect all power before installing or working with this equipment. • Verify all connections and replace all covers before turning on power. <p>Failure to follow these instructions will result in death or serious injury.</p>	<p>RIESGO DE DESCARGA ELECTRICA O EXPLOSION.</p> <ul style="list-style-type: none"> • Desconectar todos los suministros de energia a este equipo antes de trabajar con este equipo. • Verificar todas las conexiones y colocar todas las tapas antes de energizar el equipo. <p>El incumplimiento de estas instrucciones puede provocar la muerte o lesiones serias.</p>	<p>RISQUE DE DESCARGE ELECTRIQUE OU EXPLOSION</p> <ul style="list-style-type: none"> • Eteindre toutes les sources d'énergie de cet appareil avant de travailler dessus de cet appareil • Vérifier tous connections, et remettre tous couverts en place avant de mettre sous <p>De non-suivi de ces instructions provoquera la mort ou des lésions sérieuses.</p>	<p>GEFAHR EINES ELEKTRISCHE N SCHLAGES ODER EINER EXPLOSION.</p> <ul style="list-style-type: none"> • Stellen Sie jeglichen Strom ab, der dieses Gerät versorgt, bevor Sie an dem Gerät Arbeiten durchführen • Vor dem Drehen auf Energie alle Anschlüsse überprüfen und alle Abdeckungen ersetzen. <p>Unterlassung dieser Anweisungen können zum Tode oder zu schweren Verletzungen führen.</p>	<p>RISCHIO DI SCOSSA ELETTRICA O DELL'ESPLOSIONE.</p> <ul style="list-style-type: none"> • Spenga tutta l'alimentazione che fornisce questa apparecchiatura prima di lavorare a questa apparecchiatura • Verificare tutti i collegamenti e sostituire tutte le coperture prima dell'accensione <p>L'omissione di queste istruzioni provocherà la morte o lesioni serie</p>	<p>存在电击、爆炸或电弧闪烁危险</p> <ul style="list-style-type: none"> • 在操作此设备之前请先关闭电源。 <p>若不遵守这些说明,可能会导致严重的人身伤害甚至死亡。</p>
--	--	---	--	--	---

⚠ WARNING / AVERTISSEMENT / WARNUNG /ADVERTENCIA / AVVERTENZA / 警告

<p>RISK OF MATERIAL DAMAGE AND HOT ENCLOSURE</p> <ul style="list-style-type: none"> • The product's side panels may be hot, allow the product to cool before touching. • Follow proper mounting instructions including torque values. • Do not allow liquids or foreign objects to enter this product. <p>Failure to follow these instructions can result in serious injury, or equipment damage.</p>	<p>RISQUE DE DOMMAGE MATERIEL ET DE SURCHAUFFE DU BOITIER</p> <ul style="list-style-type: none"> • Les panneaux latéraux du produit peuvent être chauds. Laisser le produit refroidir avant de le toucher. • Respecter les consignes de montage, et notamment les couples de serrage. • Ne pas laisser pénétrer de liquide ni de corps étrangers à l'intérieur du produit. <p>Le non-respect de cette directive peut entraîner, des lésions corporelles graves ou des dommages matériels.</p>	<p>GEFAHR VON MATERIALSCHÄDEN UND GEHÄUSEERHITZUNG</p> <ul style="list-style-type: none"> • Die Seitenwände können heiß sein. Lassen Sie das Produkt abkühlen, bevor Sie es berühren. • Beachten Sie die Montageanweisungen, • Führen Sie keine Flüssigkeiten oder Fremdkörper in das Produkt ein. <p>Die Nichtbeachtung dieser Anweisung kann Körperverletzung oder Materialschäden zur Folge haben.</p>
<p>RIESGO DE DAÑOS MATERIALES Y DE SOBRECALENTAMIENTO DE LA UNIDAD</p> <ul style="list-style-type: none"> • Los paneles laterales del producto pueden estar calientes. Esperar que el producto se enfríe antes de tocarlo. • Respetar las instrucciones de montaje, y en particular los pares de apretado. • No dejar que penetren líquidos o cuerpos extraños en el producto. <p>Si no se respetan estas precauciones pueden producirse graves lesiones, daños materiales.</p>	<p>RISCHIO DI DANNI MATERIALI E D'INVOLUCRO CALDO</p> <ul style="list-style-type: none"> • I pannelli laterali dell'apparecchio possono scottare; lasciar quindi raffreddare il prodotto prima di toccarlo. • Seguire le istruzioni di montaggio corrette. • Non far entrare liquidi o oggetti estranei in questo apparecchio. <p>La mancata osservanza di questa precauzione può causare gravi rischi per l'incolumità personale o danni alle apparecchiature.</p>	<p>材料损坏和高温外壳的危险性</p> <ul style="list-style-type: none"> • 产品的一侧面板可能很热, 在其冷却前请不要触碰。 • 遵照正确的安装说明, 包括扭矩值。 • 请勿让液体及其他异物进入本产品。 <p>如不能正确执行这些操作说明, 极有可能造成严重人体伤害或者设备的损坏。</p>

ANNEX - ENVIROMENTAL INFORMATION

The environmental information disclosed in this annex including the EIP Pollution logo are in compliance with People’s Republic of China Electronic Industry Standard SJ/T11364 – 2006, Marking for Control of Pollution Caused by Electronic Information Products.

Part Name	Toxic or hazardous Substance and Elements					
	Lead (Pb)	Mercury (Hg)	Cadmium (Cd)	Hexavalent Chromium (Cr (VI))	Polybrominated biphenyls (PBB)	Polybrominated diphenyl ethers (PBDE)
Semiconductor die	X	○	○	○	○	○
Solder	X	○	○	○	○	○

附件 – 环保信息

此附件所标示的包括电子信息产品污染图标的环保信息符合中华人民共和国电子行业标准 SJ/T11364 - 2006, 电子信息产品污染控制标识要求。

部件名称	有毒有害物质或元素					
	铅 (Pb)	汞 (Hg)	镉 (Cd)	六价铬 (Cr (VI))	多溴联苯 (PBB)	多溴二苯醚 (PBDE)
半导体芯片	X	○	○	○	○	○
焊接点	X	○	○	○	○	○

