



ExaMAX[®]



(2.00 mm) .0787"

EPTT, EPTS SERIES

ExaMAX[®] POWER MODULES

Mates with:
EPTS

SPECIFICATIONS


For complete specifications see www.samtec.com?EPTT

Insulator Material:
Black LCP
Contact Material:
Copper Alloy
Current Rating:
14.8 A per pin
(2 pins powered)

Note:
Some sizes, styles and options are non-standard, non-returnable.

EPTT	POSITIONS PER ROW	PLATING OPTION	HEIGHT	D	RA
	-2 = 4 Positions	-P = Palladium with flash Gold on contacts, Matte Tin on tails	-11.5 = (11.50 mm) .453" Height		

APPLICATION



Mates with:
EPTT

SPECIFICATIONS

For complete specifications see www.samtec.com?EPTS

Insulator Material:
Vectra E130i
Terminal Material:
Phosphor Bronze
Current Rating:
14.8 A per pin
(2 pins powered)

PIN STAGING	LENGTH CALLOUT ("X" = SETBACK DIM.)			
	POS. 1	POS. 2	POS. 3	POS. 4
-01	1.10	1.10	1.10	1.10
-02	1.10	1.10	2.60	2.60
-03	1.10	2.60	2.60	1.10
-04	1.10	2.60	2.60	2.60
-05	2.60	2.60	2.60	1.10
-06	2.60	2.60	2.60	2.60

Notes:
Some lengths, styles and options are non-standard, non-returnable.

ExaMAX[®] is a registered trademark of AFCL.

EPTS	POSITIONS PER ROW	PLATING OPTION	D	ORIENTATION	PIN STAGING
	-2 = 4 Positions	-P = Palladium with flash Gold on contacts, Matte Tin on tails		-VT = Vertical -RA = Right-angle	-01 thru -06 (See chart) (-RA available with -04 only)

EPTS-2-P-D-VT-04 SHOWN

EPTS-2-P-D-RA-04 SHOWN

Due to technical progress, all designs, specifications and components are subject to change without notice.

WWW.SAMTEC.COM

All parts within this catalog are built to Samtec's specifications. Customer specific requirements must be approved by Samtec and identified in a Samtec customer-specific drawing to apply.