



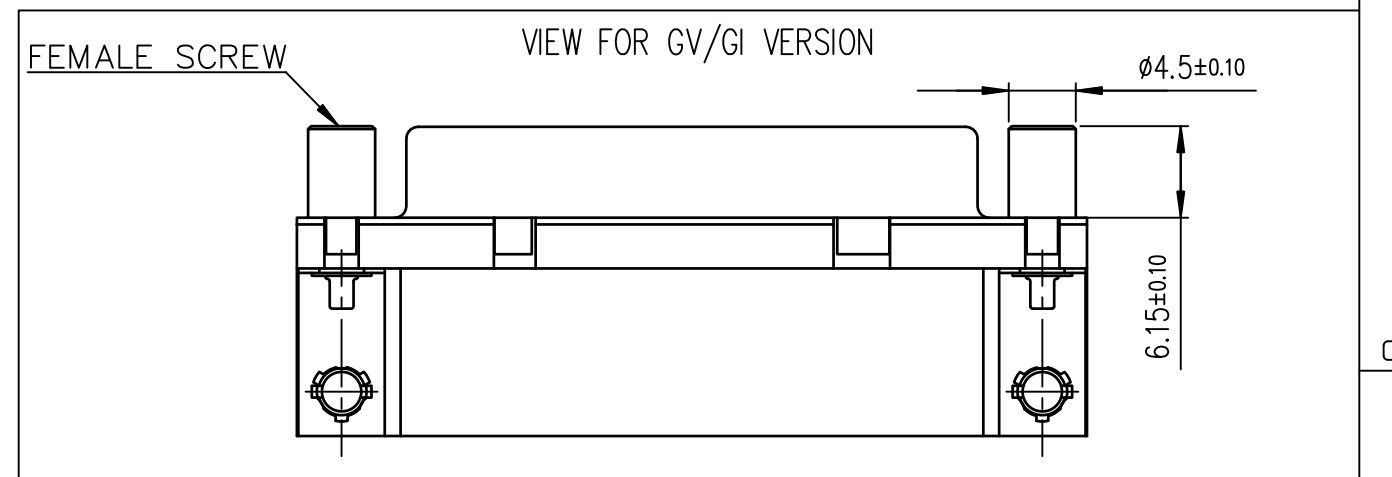
ORDERING INFORMATION



	SHELL	A±0.38	B±0.12	C±0.10	D±0.25	E±0.07	F	G
09	P	30.81	24.99	16.96	16.79	10.96	8.35±0.12	5.90±0.15
	S	30.81	24.99	16.96	16.21	10.96	7.89±0.13	6.17±0.12
15	P	39.14	33.32	25.18	25.12	19.18	8.35±0.12	5.90±0.15
	S	39.14	33.32	25.18	24.54	19.18	7.89±0.13	6.17±0.12
25	P	53.03	47.04	39.12	38.84	33.12	8.35±0.12	5.70±0.25
	S	53.03	47.04	39.12	38.25	33.12	7.89±0.13	6.17±0.12
37	P	69.32	63.50	55.68	55.30	49.68	8.35±0.12	5.70±0.25
	S	69.32	63.50	55.68	54.71	49.68	7.89±0.13	6.17±0.12

NOTES:

- 1) INSIDE DIMENSIONS FOR THE MALE CONNECTOR AND OUTSIDE DIMENSIONS FOR THE FEMALE CONNECTOR
- 2) DIMPLE IS PROVIDED ONLY FOR THE MALE CONNECTOR
- 3) THE GENERAL VIEW IS FOR THE OPTION GX/GL



mat'l. code		surface ISO 1302		tolerance ISO 406 ISO 1101		projection		product family D-SUB	
ltr ecn no dr date		tolerances unless otherwise specified		angles linear		MM		title	
A - AB 2014-08-01								DELTA-D R/A EUROPE LD SERIES	
B ELX-I-19184 AB 2014-10-24								dwg no 10130913 sheet 1 of 2 size A3	
dr ALIAS BABU 2014-08-01								type Product Customer Drawing	
enr ALIAS BABU 2014-10-24									
chr MITHUN PAUL 2014-10-24									
app BIJU K PAUL 2014-10-24									
sheet index	revision sheet	B	B						
		1	2						

TECHNICAL SPECIFICATION

PHYSICAL CHARACTERISTICS

INSULATOR MATERIAL : BLACK THERMOPLASTIC UL94 V0
 CONTACTS MATERIAL : COPPER ALLOY
 CONTACTS PLATING : GOLD FLASH OVER NICKEL
 SHELL PLATING : NICKEL/TIN

ELECTRICAL CHARACTERISTICS

RATED VOLTAGE : 250V
 RATED CURRENT : 5 A
 CONTACT RESISTANCE : $\leq 25m\Omega$
 INSULATION RESISTANCE : $\geq 5000 M\Omega$

MECHANICAL CHARACTERISTICS

MATING CYCLES : 50 MINIMUM
 RETENTION AGAINST TORQUE : 0.5Nm


ENVIRONMENTAL CHARACTERISTICS

OPERATING TEMPERATURE : -55°C TO +105°C

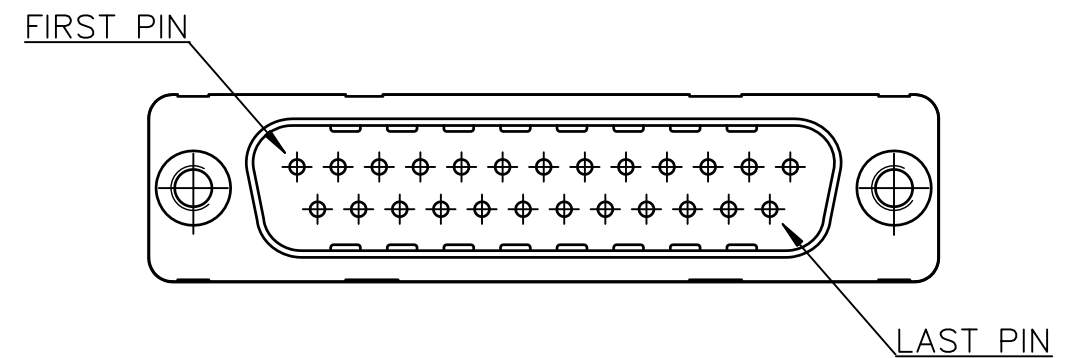
PACKING SPECIFICATION

REFER GS-14-2405

MATING VIEW FOR FEMALE CONNECTOR



MATING VIEW FOR MALE CONNECTOR



PC card drilling dimensions(after plating)
 (thickness 1.60±0.20mm)



mat'l. code		surface		tolerance		projection		product family	
-		ISO 1302		ISO 406 ISO 1101				D-SUB	
ltr	ecn no	dr	date	tolerances unless otherwise specified				title	
B				angles	linear	MM		DELTA-D R/A EUROPE LD SERIES	
				0°±2'		scale 2:1		dwg no	
				dr	engr	chr	app	sheet 2 of 2	
				dr	engr	chr	app	size	
				dr	engr	chr	app	A3	
				dr	engr	chr	app	type	
				dr	engr	chr	app	Product Customer Drawing	
sheet index	revision sheet								