

Shock-Safe Fuseholder, 5 x 20 mm, Slot/Fingergrip, Snap Stepless, 0.75 - 3.0 mm



Fingergrip



Variant 2

250 VAC · 4 W/10 A (VDE)10 A (UL/CSA)

**Description**

- Panel Thickness 0.75 - 3.0 mm, Snap stepless

Standards

- IEC 60127-6
- UL 4248-1 / UL 512
- CSA 4248-1 / no. 39

Approvals

- VDE Certificate Number: 131952 UG
- UL File Number: E39328
- CSA File Number: E39328

Weblinks

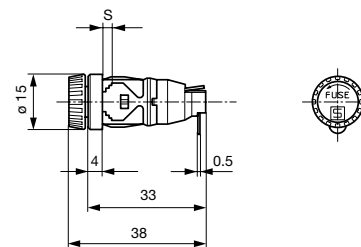
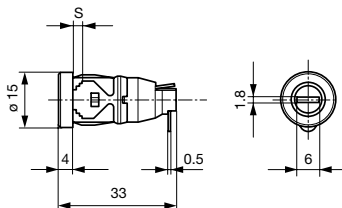
[pdf-datasheet](#), [html-datasheet](#), [General Product Information](#), [Approvals](#), [CE declaration of conformity](#), [RoHS](#), [CHINA-RoHS](#), [e-Shop](#), [SCHURTER-Stock-Check](#), [Distributor-Stock-Check](#), [Detailed request for product](#)

Technical Data

Shocksafe Category	PC2	Soldering Methods	Iron
Fuse-Link	5 x 20 mm	Solderability	350 °C / 2 sec acc. to IEC 60068-2-20, Test Ta, method 2
Mounting	Panel Mount, Front-Side	Resistance to Soldering Heat	350 °C / 10 sec acc. to IEC 60068-2-20, Test Tb, method 2
Mounting	Snap-in	Contact Resistance	< 5 mΩ at 20 mV
Terminal	Solder or Quick-Connect 2.8 x 0.5 mm	Dielectric Strength	> 3 kV > 4 kV between L/N-PE (50 Hz; 1 min)
Rated Voltage	250 VAC	Impulse Withstand Voltage	> 4 kV between L-N > 6 kV between L/N-PE
Rated Current	10 A (VDE), 10 A (UL/CSA)	Insulation Resistance	> 10 MΩ between L-N > 100 MΩ between L/N-PE (500 VDC; 1 min)
Rated Power Acceptance IEC	4 W / 10 A @ Ta 23 °C	Overvoltage Category	I - III acc. to IEC 60664-1
Degree of Protection	IP 40	Pollution Degree	1 - 3 acc. to IEC 60664-1
Admissible Ambient Air Temp.	-40 °C to 85 °C	Panel Thickness s	0.75 - 3.0 mm
Climatic Category	40/085/21 acc. to IEC 60068-1		
Material: Socket	Thermoset, black, UL 94V-0		
Material: Cap	Thermoplastic, black, UL 94V-0		
Material: Terminals	Tin-Plated Copper Alloy		
Unit Weight (Socket/Cap)	6.35 g		
Storage Conditions	0 °C to 60 °C, max. 70% r.h.		
Product Marking	☐, Type, Dielectric strength, Current, Approvals		

Dimensions

33 mm



Variant 0031.1091 und 0031.1095

Variant Fingergrip 0031.1901 and 0031.1902



Variant 0031.1161 und 0031.1165



Variant Fingerrip 0031.1913 and 0031.1914

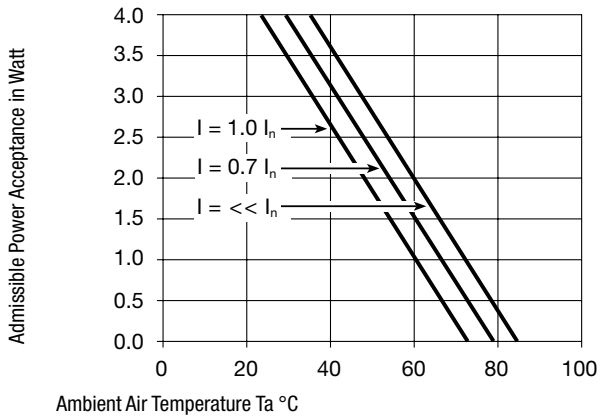


Mounting Holes 0031.1161, 0031.1165, 0031.1913 and 0031.1914



Mounting Holes 0031.1091, 0031.1095, 0031.1901 and 0031.1902

Derating Curves



Variants

Holder	Cap	Panel Thickness s [mm]	Terminal	Degree of Protection	Order Number
●	Slot Knob	0.75 - 1.5mm	Solder	IP 40	0031.1091
●	Slot Knob	1.8 - 3.0mm	Solder	IP 40	0031.1095
●	Fingergrip	0.75 - 1.5mm	Solder	IP 40	0031.1901
●	Fingergrip	1.8 - 3.0mm	Solder	IP 40	0031.1902
●	Slot Knob	0.75 - 1.5mm	Solder	IP 40	0031.1161
●	Slot Knob	1.8 - 3.0mm	Solder	IP 40	0031.1165
●	Fingergrip	0.75 - 1.5mm	Solder	IP 40	0031.1913
●	Fingergrip	1.8 - 3.0mm	Solder	IP 40	0031.1914

Quick-Connect Terminals on Request

Packaging Unit Bulk (100 pcs.)