


SIGN	DATE	DESCRIPTION	APPROVER
△	01/18'07	Soldering temperature changed from 245° to 250°	Tason
△	01/18'07	Part No is Changed	Tason
△	03/25'09	Add the tolerance table	Jacke

THIS IS CAD DRAWING, DO NOT REVISE MANUALLY!!!

**Material**

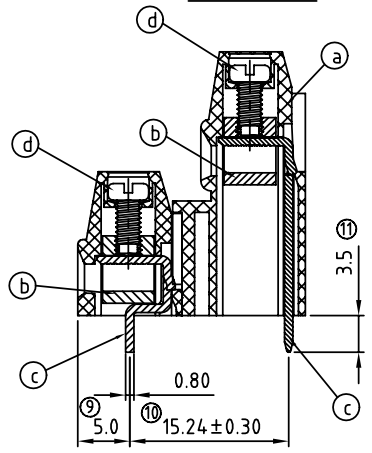
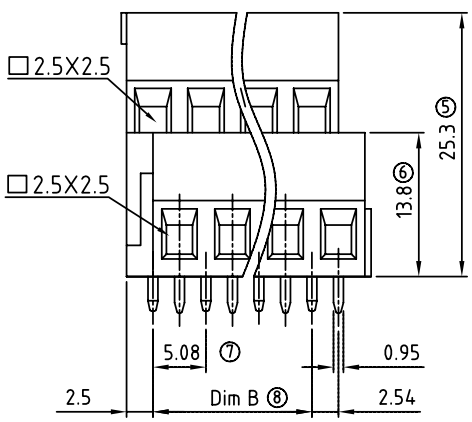
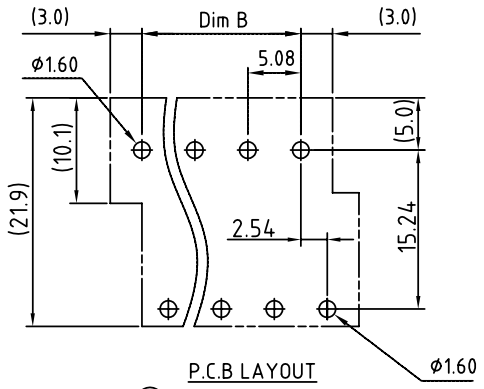
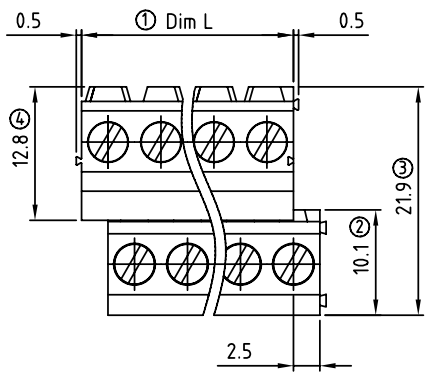
- Item a Terminal housing :Thermoplastic (UL 94V-0)
- Item b Clamp :Brass Ni plated
- Item c Wire guard solder pin :Brass ,Tin plated
- Item d Terminal screw :Steel Zinc plating"-slot type

**Electrical**

- Voltage rating: 300VAC
- Current rating: 20A
- Wire range:
- Solid wire(AWG): 12-22
- Stranded wire(AWG): 12-22
- Torque(Lb-In): 3.5
- Screw: M2.5
- Wire strip length: 6-7mm
- Withstanding Voltage: 1.6KV
- Operating temperature: -40°C to +115°C
- Soldering temperature: 250°C±10°C/5 Sec
- Safety Approval: 

△ YL xx 6 1 x 0 xxxx G

	COLOR	0000 @ logo	RoHS pb<40 , 000ppm
04 2x2 CONTACTS	0: BLACK	000A ANYTEK logo	
06 2x3 CONTACTS	5: GREEN	(Steel screw plating Cr <sup>3+</sup> )	
... ..	6: BLUE	Any special item by	
48 2x24 CONTACTS	8: GREY	customer request,	
64 2x32 CONTACTS		please contact sales	
		department.	



Poles	2x2	2x3	2x4	2x5	2x6	2x7	2x8	2x9	2x10	2x11	2x12	2x13
Dim L	10.16	15.24	20.32	25.40	30.48	35.56	40.64	45.72	50.80	55.88	60.96	66.04
Dim B	5.08	10.16	15.24	20.32	25.40	30.48	35.56	40.64	45.72	50.80	55.88	60.96
TOL	±0.20					±0.30					±0.35	
Poles	2x14	2x15	2x16	2x17	2x18	2x19	2x20	2x21	2x22	2x23	2x24	
Dim L	71.12	76.20	81.28	86.36	91.44	96.52	101.60	106.68	111.76	116.84	121.92	
Dim B	66.04	71.12	76.20	81.28	86.36	91.44	96.52	101.60	106.68	111.76	116.84	
TOL	±0.35					±0.40						

<b>ANYTEK</b>				<b>CUSTOMER COPY</b>															
ALL RIGHTS RESERVED. REPRODUCTION OR ISSUE TO THIRD PARTIES IN ANY FORM WHATSOEVER IS NOT PERMITTED WITHOUT WRITTEN AUTHORITY FROM THE PROPRIETOR. PROPERTY OF ANYTEK TECHNOLOGY CO., LTD																			
TITLE	YL-5.08mm Series "- " Right																		
PART NO.	YLxx61x00000G			DWG NO.	8YL0102														
APPROVED	CHECKED	DESIGNED	DRAWN	CUST NO.	Tolerance														
		Jacke 2009.03.25	Jacke 2009.03.25		<table border="0"> <tr> <td>UNIT: mm</td> <td>X.</td> <td>±0.50</td> </tr> <tr> <td>SCALE: NONE</td> <td>X.X</td> <td>±0.30</td> </tr> <tr> <td></td> <td>X.XX</td> <td>±0.10</td> </tr> <tr> <td></td> <td>X°</td> <td>±1°</td> </tr> </table>			UNIT: mm	X.	±0.50	SCALE: NONE	X.X	±0.30		X.XX	±0.10		X°	±1°
UNIT: mm	X.	±0.50																	
SCALE: NONE	X.X	±0.30																	
	X.XX	±0.10																	
	X°	±1°																	
				SHEET: 01/01	REV: E														