MICRO SWITCH
A DIVISION OF HONEYWELL-HONEYWELL REGULATOR COMPANY
FREEPORT, ILLINOIS
FED. MFR. CODE 91929

SWITCH — BASIC

CATALOG LISTING
IMK5

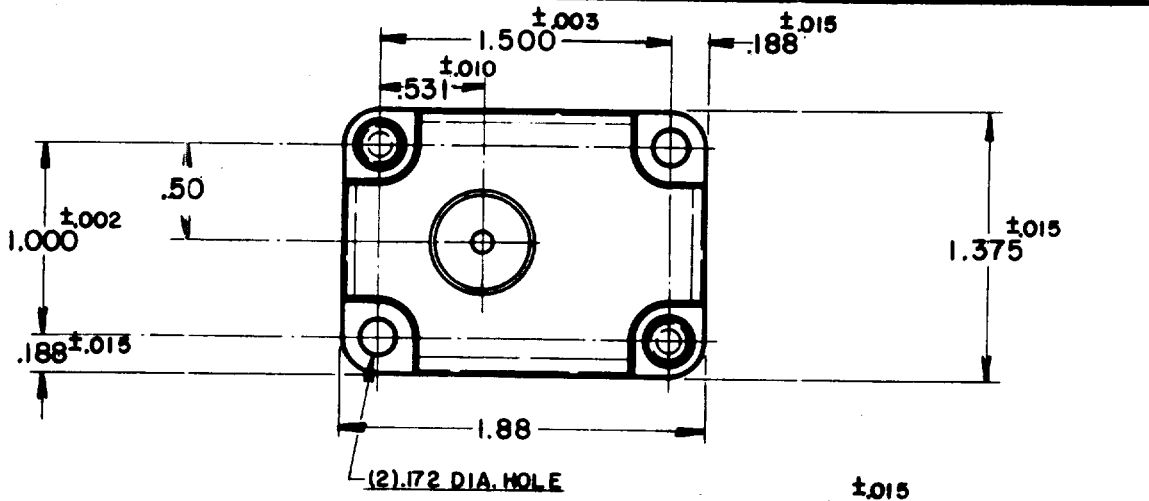

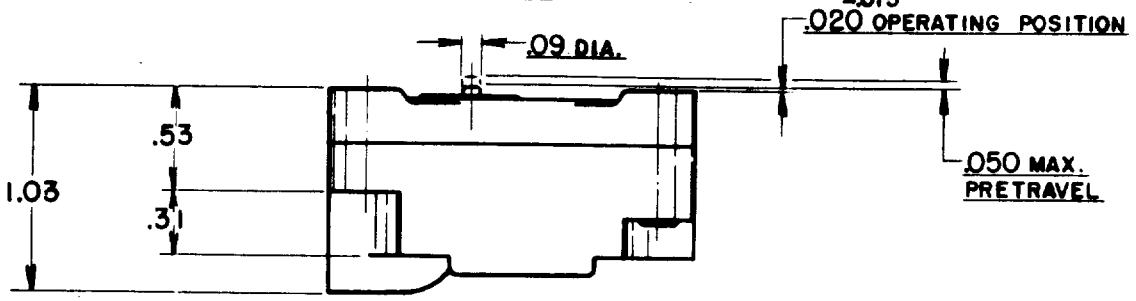

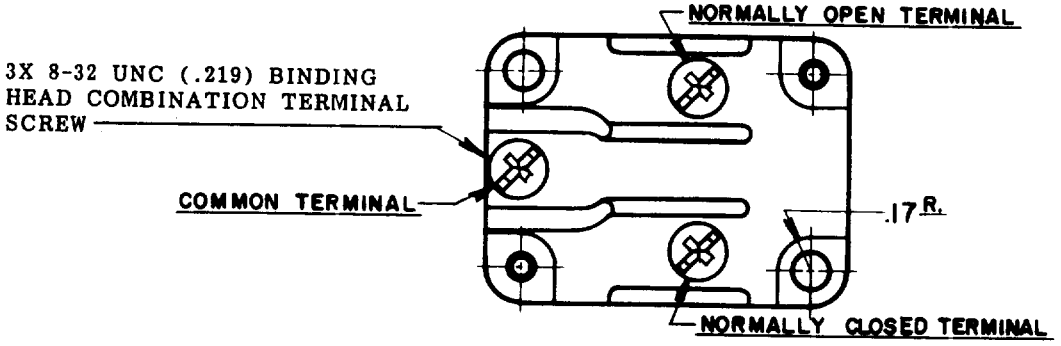

NOTE—
1—ONLY NO. 8 ROUND HEAD SCREWS AND SAE LIGHT SPRING WASHER SHOULD BE USED FOR MOUNTING SWITCH IN ORDER TO PROVIDE PROPER ELECTRICAL CLEARANCES.

THIS DRAWING COVERS A PROPRIETARY ITEM AND IS THE PROPERTY OF MICRO SWITCH, A DIVISION OF HONEYWELL. THIS DRAWING IS NOT TO BE COPIED OR USED WITHOUT THE APPROVAL OF MICRO SWITCH.

CHARACTERISTICS

OPERATING FORCE———————10 OZ. MAX.
DIFFERENTIAL TRAVEL——————.002—.0075
RELEASE FORCE——————————4 OZ. MIN.
OVERTRAVEL——————————.010 MIN.

ELECTRICAL DATA

CONTACT ARRANGEMENT	BREAK DISTANCE
S. P. D. T.	.020 MIN.

SCALE FULL
DO NOT SCALE PRINT

UNLESS OTHERWISE SPECIFIED
DIMENSIONS ARE IN INCHES
TOLERANCES ARE:

ONE PLACE	(.0)	±.030
TWO PLACE	(.00)	±.015
THREE PLACE	(.000)	±.005
ANGLES		±

WEIGHT

IMK5 ISSUE 2
REPLACES
IMK5
RELEASE NO. M
DRAWING NUMBER 34
ISSUE B

REVISIONS
A 0010122 R. G. C. 6 JAN. '56
B CO-73287-G J A L 20 OCT 93

DRAWN	R. G. C.	6, JAN. '56
CHECK	FVK	7 Jan. '56
CHECK	VHS	7 Jan. '56
CHECK		