

40⁺
years
1970-2010

CELEBRATING 40 YEARS
OF INNOVATION

POWER SONIC

RECHARGEABLE VRLA BATTERIES PDC-SERIES AGM DEEP CYCLE



Features

- **Dependable Performance** - Absorbent Glass Mat (AGM) technology for superior performance. Oversize negative plates and a specialized paste formulation provide true deep cycle performance. Special additives in the paste ensure superior performance in deep discharge situations
- **Compact Design** - Power/volume ratio yielding unrivaled energy density.
- **Maintenance-Free, Non-Spillable** - Proven VRLA technology guarantees safe operation without maintenance and 'non-restricted article' status for transportation. CE compliant.
- **Rugged Construction & Handles** - ABS plastic (UL94-HB) case and cover.
- **Designed-In Reliability** - Valve regulated, spill proof construction allows safe operation in any position. Cutting-edge manufacturing and process control combined with meticulous quality assurance procedures guarantee consistent and dependable performance. U.L. recognized - MH 20845.

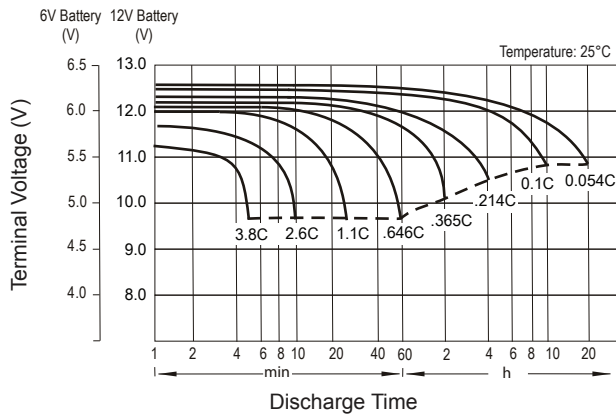


We've Got The Power.™

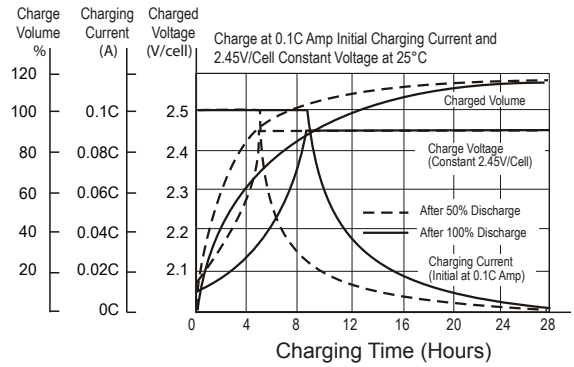
PDC Series - AGM Deep Cycle Batteries

Model	Nominal Voltage	Rated Capacity AH		Length		Width		Height		Total Height		Weight		Terminal Type
		20-hr	10-hr	in.	mm.	in.	mm.	in.	mm.	in.	mm.	lbs.	kgs.	
PDC-1275	12	7.5	7.2	5.94	151	2.56	65	3.72	94.5	3.94	100	5.5	2.5	F2
PDC-1285	12	8.5	8.0	5.94	151	2.56	65	3.72	94.5	3.94	100	6.0	2.7	F2
PDC-12140	12	14.0	13.0	5.96	151.5	3.92	100	3.82	97	3.98	101	9.5	4.3	F2
PDC-12200	12	21.0	20.0	7.15	181.5	3.01	77	6.73	171	6.73	171	15	6.9	B (T12)
PDC-12260	12	28.0	26.0	6.56	166.5	6.89	175	4.92	125	4.92	125	21	9.4	NB
PDC-12260H	12	26.0	24.0	6.50	165	4.92	125	6.89	175	6.89	175	21	9.5	B (T12)
PDC-12350	12	35.0	33.0	7.68	195	5.12	130	6.46	164	7.09	180	25	11.2	NB
PDC-12400	12	40.0	38.0	7.76	197	6.50	165	6.69	170	6.69	170	32	14.5	B (T6)
PDC-12600	12	60.0	55.0	9.04	230	5.45	138	8.27	210	8.66	220	39	17.7	U (T9)
PDC-12800	12	80.0	75.0	10.24	260	6.61	168	8.27	210	9.06	230	50	22.7	U (T14)
PDC-121000	12	100	92.0	12.05	306	6.61	168	8.27	210	8.50	216	61	27.5	U (T14)
PDC-121100	12	107	100.0	12.99	330	6.81	173	8.46	215	8.66	220	67	30.4	B (T6)
PDC-122000	12	214	200.0	20.55	522	9.45	240	8.58	218	8.82	224	138	62.5	B (T11)

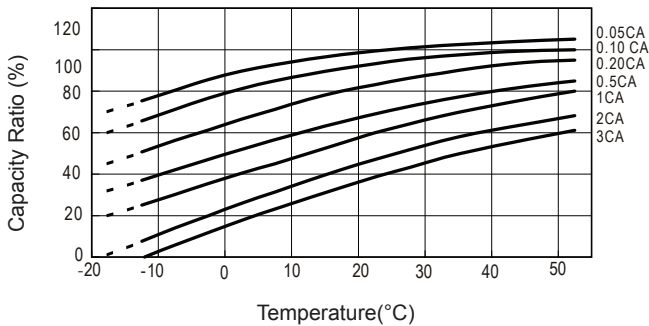
Discharge Characteristics



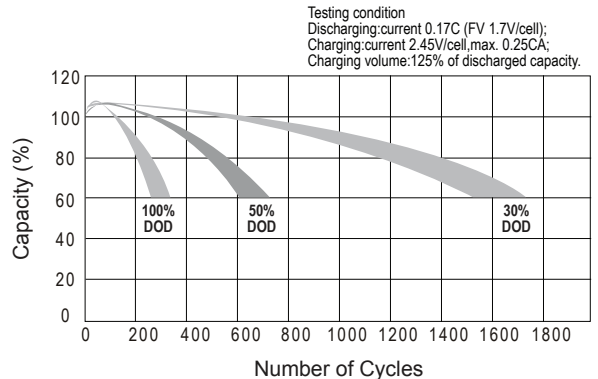
Float Charging Characteristics



Temperature Effects in Relation to Capacity



Cycle Life in Relation to Depth of Discharge



Contact Information

DOMESTIC SALES

Tel: +1-619-661-2020
Fax: +1-619-661-3650
national-sales@power-sonic.com

CUSTOMER SERVICE

Tel: +1-619-661-2030
Fax: +1-619-661-3648
customer-service@power-sonic.com

TECHNICAL SUPPORT

Tel: +1-619-661-2020
Fax: +1-619-661-3648
support@power-sonic.com

INTERNATIONAL SALES

Tel: +1-650-364-5001
Fax: +1-650-366-3662
international-sales@power-sonic.com

www.power-sonic.com

CORPORATE OFFICE • 7550 Panasonic Way • San Diego, CA 92154 • USA • Tel: +1-619-661-2020 • Fax: +1-619-661-3650