DATE DRAWN / DATUM GEZEICHNET 07DEC2007
VERTRAULICH UND EIGENTUMSRECHTLICHE ERKLÄRUNG
REVISED FOR PUBLICATION / FREI FÜR VERÖFFENTLICHUNG - 2007
UNLESS OTHERWISE SPECIFIED / ALLE INTERNATIONALEN RECHTE VORBEHALTEN.
© COPYRIGHT 2007 BY -
RATED WITH PAGING ZU

PROJEKT NR. EGATN05327

REVISIONS
ÄNDERUNGEN

P	LTR	DESCRIPTION BESCHREIBUNG	DATE	DWN	APVD
	C5	DETAILS SEE PCN E-16-006710	09MAY2016	MAH.	GILC
	C6	DETAILS SEE PCN E-17-013146	30AUG2017	HO.	GILC
	C7	DETAILS SEE PCN E-17-017363	13DEC2017	MAH.	GILC
	C8	DETAILS SEE PCN E-18-001456	29JAN2018	MAH.	GILC

WAS EGATN05327-0011
War

GROUP Gruppe	A			B		C			
INTERFACE Schnittstelle	114-18743-1			114-18739-1		114-18740-1			
PICTURE Abbildung	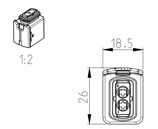	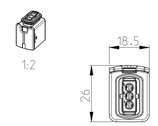	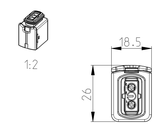	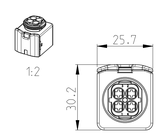	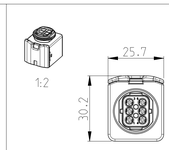	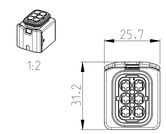	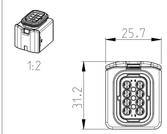	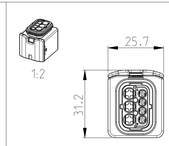	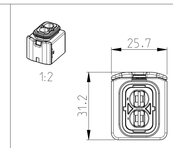
NUMBER OF POLES / Polzahl CONTACT SYSTEM / Kontaktsystem	2POS. / 2pol. AMP MCP2.8	3POS. / 3pol. AMP MCP1.5k	2POS. / 2pol. AMP MCP1.5k	4POS. / 4pol. AMP MCP2.8	6POS. / 6pol. AMP MCP1.5k	6POS. / 6pol. AMP MCP2.8	8POS. / 8pol. AMP MCP1.5k	7POS. / 7pol. AMP MCP1.5k/2.8 MIX	2POS. / 2pol. AMP MCP 6.3/4.8k
TE PART NUMBER (BASIC) TE Bestellnummer (Basis)	PN: 1418483	PN: 1418448	PN: X-1418448-2	PN: 1418390	PN: 1418469	PN: 1418437	PN: 1418479	PN: 1418480	PN: 1564542
CONTACT DRAWING SEALED Kontaktzeichnung gedichtet	1355036 WIRE SIZE: MAX. 2.5mm² 1241436 WIRE SIZE: MAX. 1.5mm²	1241436 WIRE SIZE: MAX. 1.5mm²	1241436 WIRE SIZE: MAX. 1.5mm²	1355036 WIRE SIZE: MAX. 2.5mm² 1241436 WIRE SIZE: MAX. 1.5mm²		1355036 WIRE SIZE: MAX. 2.5mm² 1241436 WIRE SIZE: MAX. 1.5mm²		1355036 WIRE SIZE: MAX. 2.5mm² 1241436 WIRE SIZE: MAX. 1.5mm²	1241438 WIRE SIZE: MAX. 6.0mm²
PICTURE Abbildung	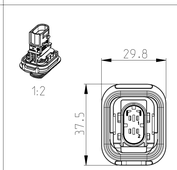	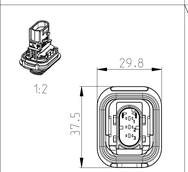	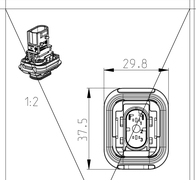	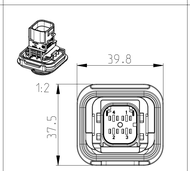	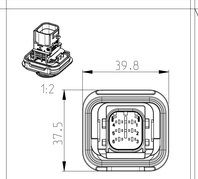	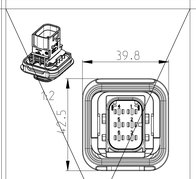	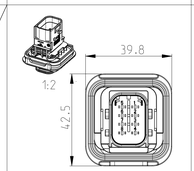	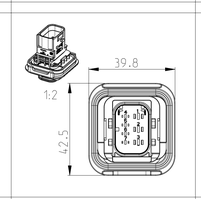	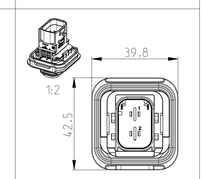
NUMBER OF POLES / Polzahl TAB SIZE / TAB Groesse	2 POS. / 2pol. 2.8mm x 0.8mm	3 POS. / 3pol. 1.6mm x 0.6mm	2 POS. / 2pol. 1.6mm x 0.6mm	4 POS. / 4pol. 2.8mm x 0.8mm	6 POS. / 6pol. 1.6mm x 0.6mm	6POS. / 6pol. 2.8mm x 0.8mm	8 POS. / 8pol. 1.6mm x 0.6mm	7 POS. / 7pol. 1.6mm x 0.6mm 2.8mm x 0.8mm	2 POS. / 2pol. 5.8mm x 0.8mm
TE PART NUMBER (BASIC) TE Bestellnummer (Basis)	PN: 1703841	PN: 1703843	PN: TBD	PN: 1703808	PN: 1703820	PN: TBD	PN: 1564416	PN: 1670214	PN: 1564546
PRODUCT FEATURES Produktmerkmal	HOUSING WITH FLANGE Flanschgehaeuse	HOUSING WITH FLANGE Flanschgehaeuse	HOUSING WITH FLANGE Flanschgehaeuse	HOUSING WITH FLANGE Flanschgehaeuse	HOUSING WITH FLANGE Flanschgehaeuse	HOUSING WITH FLANGE Flanschgehaeuse	HOUSING WITH FLANGE Flanschgehaeuse	HOUSING WITH FLANGE Flanschgehaeuse	HOUSING WITH FLANGE Flanschgehaeuse
CONTACT DRAWING SEALED Kontaktzeichnung gedichtet	1355052 WIRE SIZE: MAX. 2.5mm²	1355055 WIRE SIZE: MAX. 1.5mm²	1355055 WIRE SIZE: MAX. 1.5mm²	1355052 WIRE SIZE: MAX. 2.5mm²	1355055 WIRE SIZE: MAX. 1.5mm²	1355052 WIRE SIZE: MAX. 2.5mm²	1355055 WIRE SIZE: MAX. 1.5mm²	1355055 WIRE SIZE: MAX. 1.5mm² 1355052 WIRE SIZE: MAX. 2.5mm²	1241895 WIRE SIZE : MAX. 6.0mm²
PICTURE Abbildung	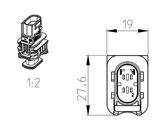	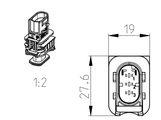	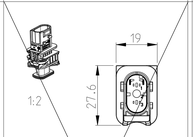	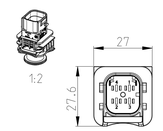	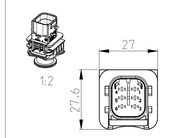	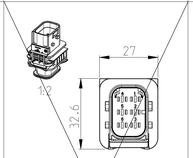	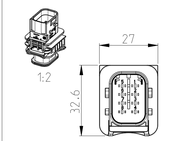	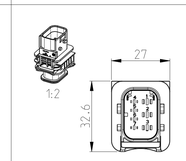	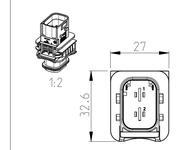
NUMBER OF POLES / Polzahl TAB SIZE / TAB Groesse	2 POS. / 2pol. 2.8mm x 0.8mm	3 POS. / 3pol. 1.6mm x 0.6mm	2 POS. / 2pol. 1.6mm x 0.6mm	4 POS. / 4pol. 2.8mm x 0.8mm	6 POS. / 6pol. 1.6mm x 0.6mm	6POS. / 6pol. 2.8mm x 0.8mm	8 POS. / 8pol. 1.6mm x 0.6mm	7 POS. / 7pol. 1.6mm x 0.6mm 2.8mm x 0.8mm	2 POS. / 2pol. 5.8mm x 0.8mm
TE PART NUMBER (BASIC) TE Bestellnummer (Basis)	PN: 1703839	PN: 1670730	PN: TBD	PN: 1703818	PN: 1703773	PN: TBD	PN: 1564512	PN: 1703648	PN: 1564544
PRODUCT FEATURES Produktmerkmal	-	-	-	-	-	-	-	-	-
CONTACT DRAWING Kontaktzeichnung Kontaktzeichnung gedichtet	1355052 WIRE SIZE: MAX. 2.5mm²	1355055 WIRE SIZE: MAX. 1.5mm²	1355055 WIRE SIZE: MAX. 1.5mm²	1355052 WIRE SIZE: MAX. 2.5mm²	1355055 WIRE SIZE: MAX. 1.5mm²	1355052 WIRE SIZE: MAX. 2.5mm²	1355055 WIRE SIZE: MAX. 1.5mm²	1355055 WIRE SIZE: MAX. 1.5mm² 1355052 WIRE SIZE: MAX. 2.5mm²	1241895 WIRE SIZE : MAX. 6.0mm²

ACCESSORIES SEE PAGE 3
Zubehoer siehe Seite 3

THIS DRAWING IS NOT SUBJECT TO CONSTANT CHANGING SERVICE AND DOES NOT LAY CLAIM TO BE COMPLETE. FOR DEFINITE SPECIFICATION SEE RESPECTIVE TE CUSTOMER DRAWINGS. FURTHER VERSIONS ON INQUIRY.

Diese Zeichnung unterliegt nicht dem staendigen Aenderungsdienst und erhebt keinen Anspruch auf Vollstaendigkeit. Verbindliche Angaben sind der jeweiligen TE-Kundenzeichnung zu entnehmen. Weitere Ausfuehrungen auf Anfrage.

THIS DRAWING IS A CONTROLLED DOCUMENT.
DIESES ZEICHNUNGSWerk WIRD DURCH AMP-RICHTRINIEN KONTROLLIERT.
DIMENSIONS: MILLIMETERS / MASSE: MILLIMETER
TOLERANCES UNLESS OTHERWISE SPECIFIED: ISO 8015 / ISO 2768-m / DIN 16901-m2
ANGLES / WINKEL ±0°
MATERIAL -
FINISH / OBERFLAECHE -
WEIGHT / GEWICHT -
DWN D.Bischoff 01DEC2007
CHK J.Granzow 07DEC2007
APVD E.Ebersweiler 08DEC2007
PRODUCT SPEC / PRODUKTSPEC. 108-94020
APPLICATION SPEC / VERWENDUNGSSPEC. 114-18739
CUSTOMER DRAWING / KUNDENZEICHNUNG
TE Connectivity
NAME: PRODUCT GROUP DRAWING, HDSCS
Produktgruppenzeichnung HDSCS
(Heavy Duty Sealed Connector Series)
SIZE A0 | CAGE CODE 00779 | DRAWING NO. 21-0/MUSD-NO. C-1563709 | RESTRICTED TO NUR FÜR
SCALE MASSSTAB 1:1 | SHEET BLATT 1 OF/VON 3 | REV C8

DATE DRAWN / GEZEICHNET 2007
VERTRAULICH UNVERVIELFÄLTIGE ZEICHNUNG
© COPYRIGHT 2007 BY -
RELEASED FOR PUBLICATION - 2007
FREI FÜR VERÖFFENTLICHUNG
ALLE RECHTE VORBEHALTEN.
DATE PRINTED 2007
PAGE NO ZU

PROJECT NO. EGATN05327	REVISIONS ÄNDERUNGEN				
P	LTR	DESCRIPTION BESCHREIBUNG	DATE	DWN	APVD
	-	SEE SHEET 1	-	-	-

WAS EGATN05327-0011
War

GROUP Gruppe	D				E						
INTERFACE Schnittstelle	114-18807-1				114-18799-1						
PICTURE Abbildung	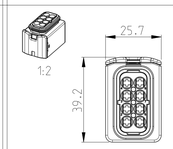	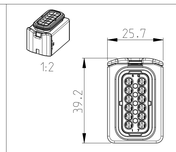	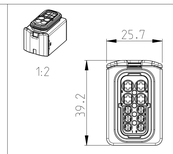	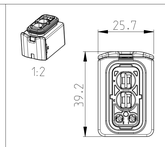	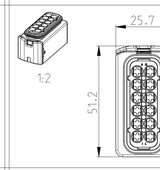	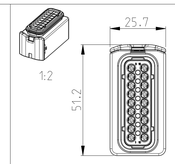	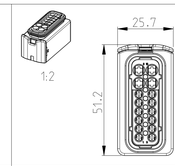	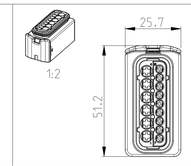	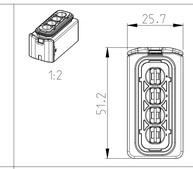	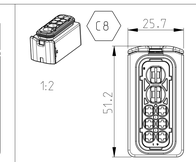	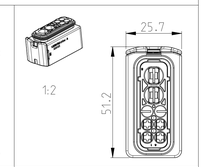
NUMBER OF POLES / Polzahl CONTACT SYSTEM / Kontaktsystem	8POS. / 8pol. AMP MCP2.8	12POS. / 12pol. AMP MCP1.5k	10POS. / 10pol. AMP MCP1.5k/2.8 MIX	4POS. / 4pol. AMP MCP1.5k/6.3 MIX	12POS. / 12pol. AMP MCP2.8	18POS. / 18pol. AMP MCP1.5k	16POS. / 16pol. AMP MCP1.5k/2.8 MIX	15POS. / 15pol. AMP MCP1.5k/2.8 MIX	4POS. / 4pol. AMP MCP6.3/4.8	8POS. / 8pol. AMP MCP2.8/6.3 MIX	6POS. / 6pol. AMP MCP2.8/6.3 MIX
TE PART NUMBER (BASIC) TE Bestellnummer (Basis)	PN: 1670894	PN: 1703639	PN: 1564514	PN: 2208157	PN: 1670901	PN: 1563759	PN: 1564337	PN: 1563878	PN: 1564330	PN: 2299782	PN: X-2299782-2
CONTACT DRAWING SEALED Kontaktzeichnung gedichtet	1355036 WIRE SIZE: MAX. 2.5mm²	1241436 WIRE SIZE: MAX. 1.5mm²	1355036 WIRE SIZE: MAX. 2.5mm² 1241436 WIRE SIZE: MAX. 1.5mm²	1241438 WIRE SIZE: MAX. 6.0mm² 1241436 WIRE SIZE: MAX. 1.5mm²	1355036 WIRE SIZE: MAX. 2.5mm²	1241436 WIRE SIZE: MAX. 1.5mm²	1355036 WIRE SIZE: MAX. 2.5mm² 1241436 WIRE SIZE: MAX. 1.5mm²	1355036 WIRE SIZE: MAX. 2.5mm² 1241436 WIRE SIZE: MAX. 1.5mm²	1241438 WIRE SIZE: MAX. 6.0mm²	1241438 WIRE SIZE: MAX. 6.0mm² 1355036 WIRE SIZE: MAX. 2.5mm²	1241438 WIRE SIZE: MAX. 6.0mm² 1355036 WIRE SIZE: MAX. 2.5mm²
PICTURE Abbildung	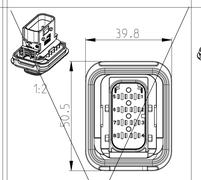	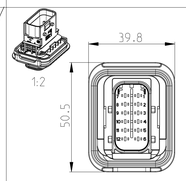	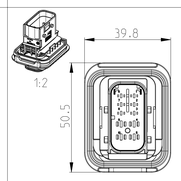	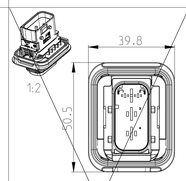	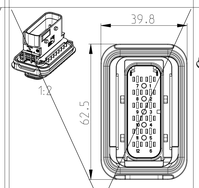	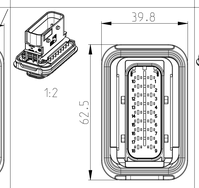	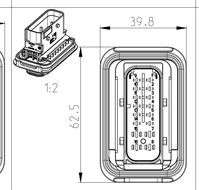	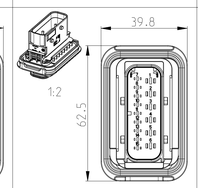	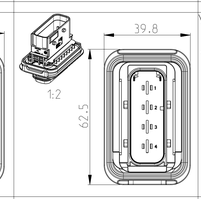	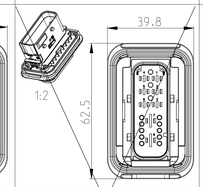	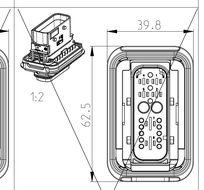
NUMBER OF POLES / Polzahl TAB SIZE / TAB Groesse	8 POS. / 8pol. 2.8mm x 0.8mm	12 POS. / 12pol. 1.6mm x 0.6mm	10 POS. / 10pol. 1.6mm x 0.6mm 2.8mm x 0.8mm	4 POS. / 4pol. 1.6mm x 0.6mm 5.8mm x 0.8mm	12 POS. / 12pol. 2.8mm x 0.8mm	18 POS. / 18pol. 1.6mm x 0.6mm	16 POS. / 16pol. 1.6mm x 0.6mm 2.8mm x 0.8mm	15 POS. / 15pol. 1.6mm x 0.6mm 2.8mm x 0.8mm	4 POS. / 4pol. 5.8mm x 0.8mm	8 POS. / 8 pol. 2.8mm x 0.8mm 5.8mm x 0.8mm	6 POS. / 6 pol. 2.8mm x 0.8mm 5.8mm x 0.8mm
TE PART NUMBER (BASIC) TE Bestellnummer (Basis)	PN: TBD	PN: 1564520	PN: 1564518	PN: TBD	PN: TBD	PN: 1564526	PN: 1564407	PN: 1564532	PN: 1564536	PN: TBD	PN: TBD
PRODUCT FEATURES Produktmerkmal	HOUSING WITH FLANGE Flanschgehaeuse	HOUSING WITH FLANGE Flanschgehaeuse	HOUSING WITH FLANGE Flanschgehaeuse	HOUSING WITH FLANGE Flanschgehaeuse	HOUSING WITH FLANGE Flanschgehaeuse	HOUSING WITH FLANGE Flanschgehaeuse	HOUSING WITH FLANGE Flanschgehaeuse	HOUSING WITH FLANGE Flanschgehaeuse	HOUSING WITH FLANGE Flanschgehaeuse	HOUSING WITH FLANGE Flanschgehaeuse	HOUSING WITH FLANGE Flanschgehaeuse
CONTACT DRAWING Kontaktzeichnung Kontaktzeichnung gedichtet	1355052 WIRE SIZE: MAX. 2.5mm²	1355055 WIRE SIZE: MAX. 1.5mm²	1355055 WIRE SIZE: MAX. 1.5mm² 1355052 WIRE SIZE: MAX. 2.5mm²	1355055 WIRE SIZE: MAX. 1.5mm² 1241895 WIRE SIZE: MAX. 6.0mm²	1355052 WIRE SIZE: MAX. 2.5mm²	1355055 WIRE SIZE: MAX. 1.5mm²	1355055 WIRE SIZE: MAX. 1.5mm² 1355052 WIRE SIZE: MAX. 2.5mm²	1355055 WIRE SIZE: MAX. 1.5mm² 1355052 WIRE SIZE: MAX. 2.5mm²	1241895 WIRE SIZE : MAX. 6.0mm²	1355052 WIRE SIZE: MAX. 2.5mm² 1241895 WIRE SIZE : MAX. 6.0mm²	1355052 WIRE SIZE: MAX. 2.5mm² 1241895 WIRE SIZE : MAX. 6.0mm²
PICTURE Abbildung	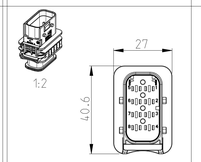	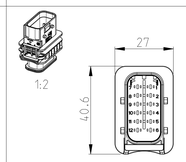	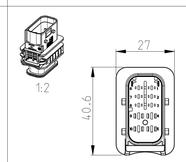	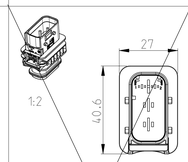	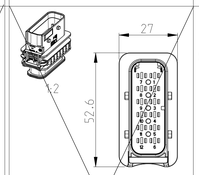	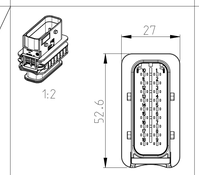	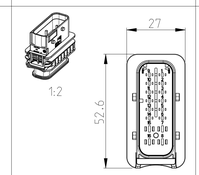	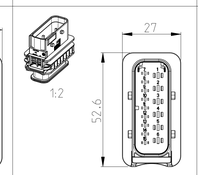	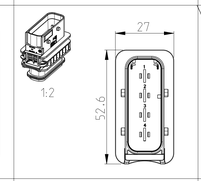	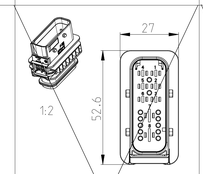	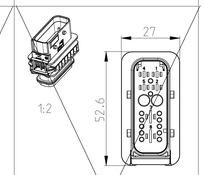
NUMBER OF POLES / Polzahl TAB SIZE / TAB Groesse	8 POS. / 8pol. 2.8mm x 0.8mm	12 POS. / 12pol. 1.6mm x 0.6mm	10 POS. / 10pol. 1.6mm x 0.6mm 2.8mm x 0.8mm	4 POS. / 4pol. 1.6mm x 0.6mm 5.8mm x 0.8mm	12 POS. / 12pol. 2.8mm x 0.8mm	18 POS. / 18pol. 1.6mm x 0.6mm	16 POS. / 16pol. 1.6mm x 0.6mm 2.8mm x 0.8mm	15 POS. / 15pol. 1.6mm x 0.6mm 2.8mm x 0.8mm	4 POS. / 4pol. 5.8mm x 0.8mm	8 POS. / 8 pol. 2.8mm x 0.8mm 5.8mm x 0.8mm	6 POS. / 6 pol. 2.8mm x 0.8mm 5.8mm x 0.8mm
TE PART NUMBER (BASIC) TE Bestellnummer (Basis)	PN: 1564522	PN: 1564414	PN: 1564516	PN: TBD	PN: TBD	PN: 1564412	PN: 1564528	PN: 1564530	PN: 1564534	PN: TBD	PN: TBD
PRODUCT FEATURES Produktmerkmal	-	-	-	-	-	-	-	-	-	-	-
CONTACT DRAWING Kontaktzeichnung Kontaktzeichnung gedichtet	1355052 WIRE SIZE: MAX. 2.5mm²	1355055 WIRE SIZE: MAX. 1.5mm²	1355055 WIRE SIZE: MAX. 1.5mm² 1355052 WIRE SIZE: MAX. 2.5mm²	1355055 WIRE SIZE: MAX. 1.5mm² 1241895 WIRE SIZE: MAX. 6.0mm²	1355052 WIRE SIZE: MAX. 2.5mm²	1355055 WIRE SIZE: MAX. 1.5mm²	1355055 WIRE SIZE: MAX. 1.5mm² 1355052 WIRE SIZE: MAX. 2.5mm²	1355055 WIRE SIZE: MAX. 1.5mm² 1355052 WIRE SIZE: MAX. 2.5mm²	1241895 WIRE SIZE : MAX. 6.0mm²	1355052 WIRE SIZE: MAX. 2.5mm² 1241895 WIRE SIZE : MAX. 6.0mm²	1355052 WIRE SIZE: MAX. 2.5mm² 1241895 WIRE SIZE : MAX. 6.0mm²

ACCESSORIES SEE PAGE 3
Zubehoer siehe Seite 3

THIS DRAWING IS NOT SUBJECT TO CONSTANT CHANGING SERVICE AND DOES NOT LAY CLAIM TO BE COMPLETE. FOR DEFINITE SPECIFICATION SEE RESPECTIVE TE CUSTOMER DRAWINGS. FURTHER VERSIONS ON INQUIRY.

Diese Zeichnung unterliegt nicht dem staendigen Aenderungsdienst und erhebt keinen Anspruch auf Vollstaendigkeit. Verbindliche Angaben sind der jeweiligen TE-Kundenzeichnung zu entnehmen. Weitere Ausfuehrungen auf Anfrage.

THIS DRAWING IS A CONTROLLED DOCUMENT.
EXCEL ZEICHNUNGSNAMEN & NR. DARF AMP NICHT ABGEÄNDERT WERDEN, ANSONSTEN IST DER TECHNISCHE INFOLGEDIENST EGBAL VOM VERANTWORTLICHEN ZEICHNUNGSERSTELLER DER ZEICHNUNG ZU INFORMIEREN.

DIMENSIONS: MASSEINHEITEN: mm
TOLERANCES UNLESS OTHERWISE SPECIFIED: ALLGEMEINTOLERANZEN: DIN / EN ISO/IEC
1 PLC ±
2 PLC ±
3 PLC ±
4 PLC ±
ANGLES (W/REF) ±
MATERIAL - - -
FINISH/OBERFLÄCHE/FARBE - - -

DWN	D.Bischoff	01DEC2007
CHK	J.Granzow	07DEC2007
APVD	J.Eberwein	08DEC2007
PRODUCT SPEC PRODUKTNR	108-94020	
APPLICATION SPEC ANWENDUNGSNR	114-18756	
WEIGHT GEWICHT	-	
CUSTOMER DRAWING	KUNDENZEICHNUNG	

TE Connectivity

NAME: PRODUCT GROUP DRAWING, HDSCS
Produktgruppenzeichnung HDSCS
(Heavy Duty Sealed Connector Series)

SIZE	CAGE CODE	DRAWING NO (ZEICHNUNGS-NR.)	RESTRICTED TO NUR FÜER
A0	00779	C-1563709	

SCALE MASSSTAB	SHEET BLATT	OF VON	REV
5:1	2	3	B

THIS DRAWING IS UNPUBLISHED.
VERTRAULICH UNVEROEFFENTLICHTE ZEICHNUNG
© COPYRIGHT 2007 BY - ALL RIGHTS RESERVED
ALL INFORMATION CONTAINED HEREIN IS TE CONFIDENTIAL
ALL INTERNATIONAL RIGHTS VORBEHALTEN.

RELEASED FOR PUBLICATION - 2007
FREIGABE VEROEFFENTLICHUNG

RATED WITH
PASSED ZU

PROJEKT NR. EGATN05327	REVISIONS ANDERUNGEN				
P	LTR	DESCRIPTION BESCHREIBUNG	DATE	DWN	APVD
	-	SEE SHEET 1	-	-	-

WAS EGATN05327-0011
War

GROUP Gruppe	A		B		C		D		E	
COVER Kappen	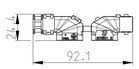	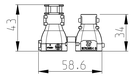	PICTURES NOT AVAILABLE Bilder nicht verfuegbar (SEE DRAWINGS) (Siehe Zeichnungen)	PICTURES NOT AVAILABLE Bilder nicht verfuegbar (SEE DRAWINGS) (Siehe Zeichnungen)		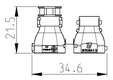	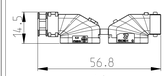	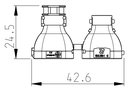	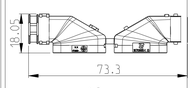	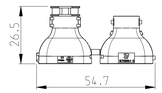
TE PART NUMBER TE Bestellnummer	PN: 0-1670150-1	PN: 0-1670365-1	PN: 965576 1418918 1418919 965577 965783 185793 1534789	PN: 185792 965784 1418916 1418917 965785 965786 1534791	PN: 0-1670057-1	PN: 0-1670364-1	PN: 0-1563110-1	PN: 0-1563111-1	PN: 0-1670865-1	PN: 0-1670866-1
CORRUGATED TUBE Wellrohr	NW 8.5	NW 8.5	SEVERAL APPLICATIONS Diverse Anwendungen	SEVERAL APPLICATIONS Diverse Anwendungen	NW 13	NW 13	NW 13	NW 13	NW 17	NW 17
CABLE EXIT DIRECTION Richtung Kabelabgang,	90 °	180 °	90 °	180 °	90 °	180 °	90 °	180 °	90 °	180 °

GROUP Gruppe	A	B	C	D	E
FIXING SLIDE FOR TAB HOUSING Schieber fuer Flachsteckergehaeuse		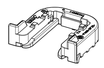	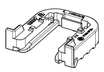	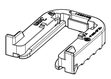	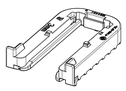
TE PART NUMBER (BASIC) TE Bestellnummer (Basis)	PN: 1703838	PN: 1703810	PN: 1670720 CUSTOMER RESTRICED: PN 2208002 FOR 4mm SHEETMETAL	PN: 1564562 CUSTOMER RESTRICED: PN 2317070 FOR 1.2mm SHEET METAL	PN: 1564411 CUSTOMER RESTRICED: PN 2316939 FOR 1.2mm SHEET METAL PN 2208003 FOR 4mm SHEET METAL
SHEETMETAL THICKNESS Blechstaerke 1.0 ± 0.1mm 1.5 ± 0.1mm 2.0 ± 0.1mm 2.5 ± 0.1mm 3.0 ± 0.1mm 3.5 ± 0.1mm 4.0 ± 0.1mm	AVAILABLE VERSIONS SEE CUSTOMER DRAWING Verfuegbare Versionen siehe Kundenzeichnung	AVAILABLE VERSIONS SEE CUSTOMER DRAWING Verfuegbare Versionen siehe Kundenzeichnung	AVAILABLE VERSIONS SEE CUSTOMER DRAWING Verfuegbare Versionen siehe Kundenzeichnung	AVAILABLE VERSIONS SEE CUSTOMER DRAWING Verfuegbare Versionen siehe Kundenzeichnung	AVAILABLE VERSIONS SEE CUSTOMER DRAWING Verfuegbare Versionen siehe Kundenzeichnung

GROUP Gruppe	A	B	C	D	E
PROTECTION CAP FOR RECEPTACLE HOUSING Schutzkappe fuer Buchsengehaeuse			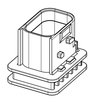	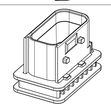	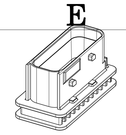
TE PART NUMBER TE Bestellnummer	PN: 0-2112299-1	PN: 0-2112300-1	PN: 0-2112301-1	PN: 0-2112302-1	PN: 0-2112303-1
COUNTERPART Gegenstueck	SUITABLE FOR ALL RECEPTACLE HOUSINGS OF GROUP "A" Passend zu allen Buchsengehaeusen der Gruppe "A"	SUITABLE FOR ALL RECEPTACLE HOUSINGS OF GROUP "B" Passend zu allen Buchsengehaeusen der Gruppe "B"	SUITABLE FOR ALL RECEPTACLE HOUSINGS OF GROUP "C" Passend zu allen Buchsengehaeusen der Gruppe "C"	SUITABLE FOR ALL RECEPTACLE HOUSINGS OF GROUP "D" Passend zu allen Buchsengehaeuse der Gruppe "D"	SUITABLE FOR ALL RECEPTACLE HOUSINGS OF GROUP "E" Passend zu allen Buchsengehaeusen der Gruppe "E"

GROUP Gruppe	A	B	C	D	E
PROTECTION CAP FOR TAB HOUSING Schutzkappe fuer Flachsteckergehaeuse					
TE PART NUMBER TE Bestellnummer	PN: 0-2112289-1	PN: 0-2112291-1	PN: 0-2112293-1	PN: 0-2112295-1	PN: 0-2112297-1
COUNTERPART Gegenstueck	SUITABLE FOR INTERFACE 114-18743-1 AND ALL TAB HOUSINGS OF GROUP "A" Passend zur Schnittstelle 114-18743-1 und allen Flachsteckergehaeusen der Gruppe "A"	SUITABLE FOR INTERFACE 114-18739-1 AND ALL TAB HOUSINGS OF GROUP "B" Passend zur Schnittstelle 114-18739-1 und allen Flachsteckergehaeusen der Gruppe "B"	SUITABLE FOR INTERFACE 114-18740-1 AND ALL TAB HOUSINGS OF GROUP "C" Passend zur Schnittstelle 114-18740-1 und allen Flachsteckergehaeusen der Gruppe "C"	SUITABLE FOR INTERFACE 114-18807-1 AND ALL TAB HOUSINGS OF GROUP "D" Passend zur Schnittstelle 114-18807-1 und allen Flachsteckergehaeusen der Gruppe "D"	SUITABLE FOR INTERFACE 114-18799-1 AND ALL TAB HOUSINGS OF GROUP "E" Passend zur Schnittstelle 114-18799-1 und allen Flachsteckergehaeusen der Gruppe "E"

THIS DRAWING IS NOT SUBJECT TO CONSTANT CHANGING SERVICE AND DOES NOT LAY CLAIM TO BE COMPLETE. FOR DEFINITE SPECIFICATION SEE RESPECTIVE TE CUSTOMER DRAWINGS. FURTHER VERSIONS ON INQUIRY.

Diese Zeichnung unterliegt nicht dem staendigen Aenderungsdienst und erhebt keinen Anspruch auf Vollstaendigkeit. Verbindliche Angaben sind der jeweiligen TE-Kundenzeichnung zu entnehmen. Weitere Ausfuehrungen auf Anfrage.

THIS DRAWING IS A CONTROLLED DOCUMENT.
DIMENSIONS: MASSE IN: MM (mm)
MATERIAL: -
FINISH: -
GENERAL TOLERANCES UNLESS OTHERWISE SPECIFIED: ALLGEMEINTOLERANZEN
PROJECT SPEC PROJEKTNR. 108-94020
APPLICATION SPEC ANWENDUNGSNR. 114-18756
WEIGHT GEWICHT -

DWN D.Bischoff 01DEC2007
CHK J.Granzow 07DEC2007
APVD C.Eberwein 08DEC2007

TE Connectivity

NAME PRODUCT GROUP DRAWING, HDSCS
Produktgruppenzeichnung HDSCS
(Heavy Duty Sealed Connector Series)

SIZE A0 | CAGE CODE 00779 | DRAWING NO ZEICHNUNGS-NR. C-1563709 | RESTRICTED TO NUR FUER -

CUSTOMER DRAWING / KUNDENZEICHNUNG | SCALE MASSSTAB 5:1 | SHEET BLATT 3 OF 3 | REV C.8

4806 (3/13)