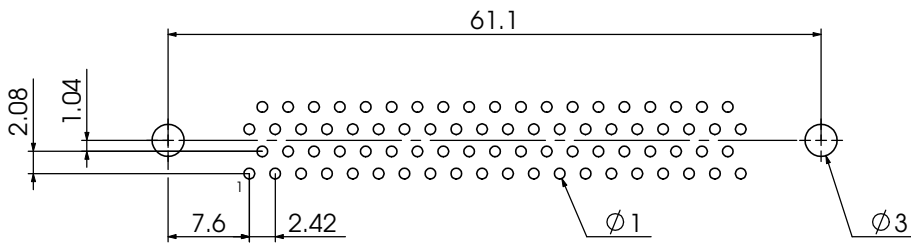
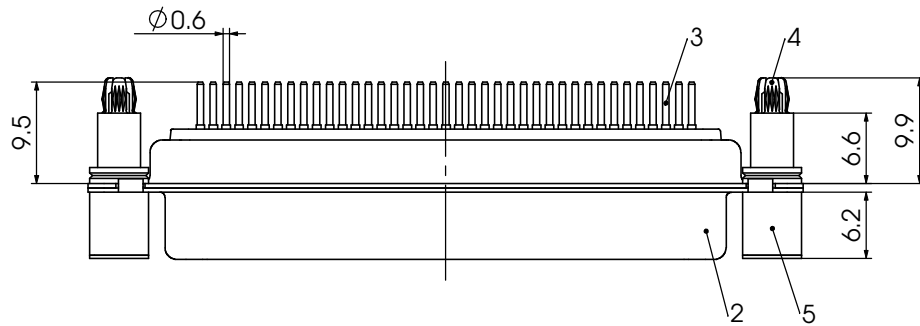
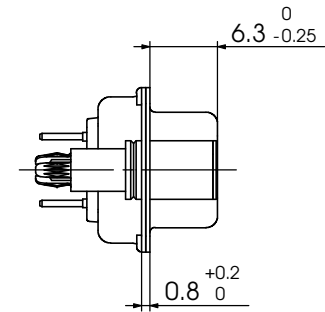
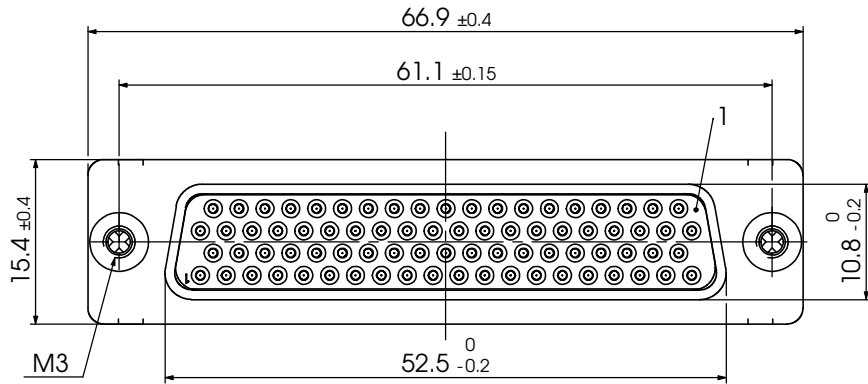


COMMENT:
ALL RIGHTS ARE RESERVED BY US FOR THIS DRAWING. WITHOUT OUR PRIOR CONSENT,
THIS DRAWING IS NOT TO BE REPRODUCED, COPIED, OR TRANSMITTED IN ANY FORM,
AND IT ALSO MAY NOT BE IMPROPERLY USED BY THE RECEIVER, OR A THIRD PARTY.



5	2	Support sleeve	Brass	tin plated
4	2	Snap-in bolt	PCB 1.6mm / Brass	tin plated
3	78	Signal contact	S1 / Copper alloy	flash gold
2	1	Shell	Steel	tin plated
1	1	Insulator	Thermoplastic, GF UL 94V-0	
No.	St.	Part	Type Description/Material	Surface plating/Colour/Class

			Measurement without tolerance acc. to ISO 2768-m	SCALE 2:1	TITLE High Density D-Sub Connector	
			NAME / DATE			
			DRAWN birgit.rinder 24-11-2011			
			CHECKED Markus.Jobst 25-11-2011			
			FCT group fctgroup.com		DWG.NO.	REV.
1					CT50-78S1-1277	1
REV.	DATE	CH.-NO.	ORIGINAL: DIN A3-DRAWING AS A FILE		REPLACEMENT FOR:	PAGES 1