




PTHF-130-02-GF-Q-368



ESQT-130-03-M-Q-368

(2.00 mm) .0787"

ESQT (-368), PTHF SERIES

PC/104-PLUS™ SELF-NESTING SOCKETS

SPECIFICATIONS

For complete specifications and recommended PCB layouts see www.samtec.com?ESQT or www.samtec.com?PTHF

Insulator Material:
Black Liquid Crystal Polymer (ESQT)
Black High Temp Nylon (PTHF)

Contact Material:
Phosphor Bronze

Plating:

Au or Sn over
50 μm (1.27 μm) Ni

Operating Temp Range:

-55 °C to +125 °C

Normal Force:

60 grams (0.59 N) average

Max Cycles:

100 with 10 μm (0.25 μm) Au

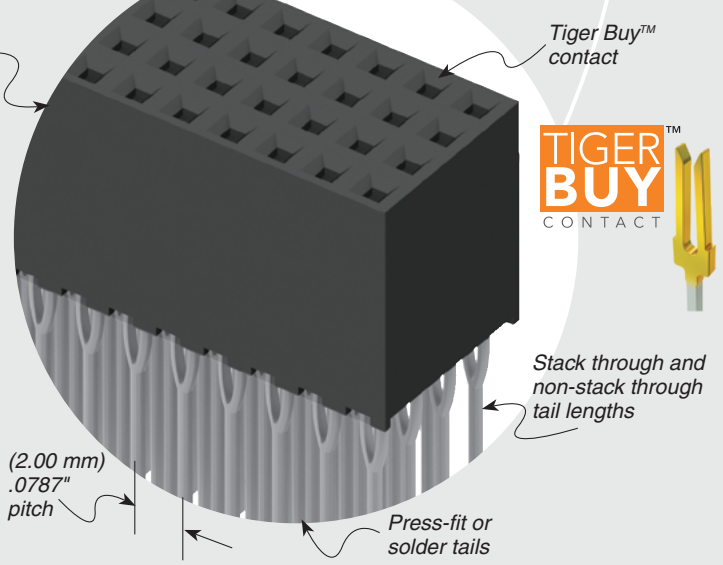
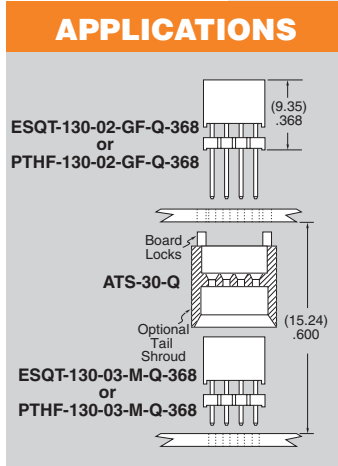
RoHS Compliant:

Yes

Lead-Free Solderable:

Yes (ESQT)

Mates with:
ESQT, PTHF



RECOGNITIONS

For complete scope of recognitions see www.samtec.com/quality



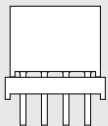
FILE NO. E111594

TOOLING

- Press-Fit
CAT-PT-PT-130-A-4

For more information, visit www.samtec.com/tooling

OTHER SOLUTIONS



Paste In Hole (PIH) processing.
Contact Samtec ASP Group.
(Not recommended for stack through applications)
ESQT only.

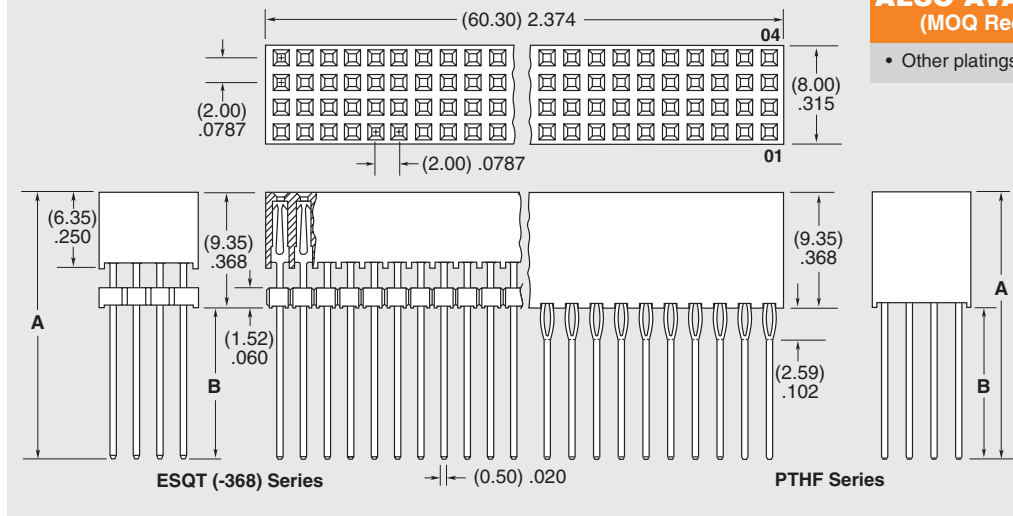
Note: Some lengths, styles and options are non-standard, non-returnable.

TYPE STRIP	1	NO. PINS PER ROW	30	LEAD STYLE	PLATING OPTION	Q	368
ESQT = Solder Tails				Specify LEAD STYLE from chart	-GF = 15 μm (0.38 μm) Gold on contact, Gold flash on tail (-02 Lead Style only)		
PTHF = Press-fit Tails					-M = 20 μm (0.51 μm) Gold on contact, Matte Tin on tail (-03 Lead Style only)		

LEAD STYLE	ESQT		PTHF	
	A	B	A	B
-02	(21.59) .850	(12.24) .482	(21.59) .850	(12.24) .482
-03	(11.63) .458	(2.29) .090	(12.34) .486	(3.00) .118

ALSO AVAILABLE (MOQ Required)

- Other platings



Due to technical progress, all designs, specifications and components are subject to change without notice.

WWW.SAMTEC.COM

All parts within this catalog are built to Samtec's specifications.

Customer specific requirements must be approved by Samtec and identified in a Samtec customer-specific drawing to apply.