



# Series 112, 113, and 114 Deci-Center™ Jumpers

## FEATURES

- Wide Array of DIP Jumper Configurations and Wiring Possibilities
- Reliable, Electronically-tested Solder Connections
- Strain Relief Provided thru Potted DIP End
- Protective Covers on Header
- Pitch Bars Maintain 0.100 [2.54] Conductor Spacing
- Easy Identification and Tracing with 10-color Cable



## GENERAL SPECIFICATIONS

- **HEADER BODY & PITCH BAR:** black UL 94V-0 glass-filled 4/6 Nylon
- **HEADER PINS:** Brass 1/2-hard
- **PIN PLATING:** 10μ [0.25μ] min. Au per MIL-G-45204 over 50μ [1.27μ] min. Ni per SAE AMS-QQ-N-290B
- **CABLE INSULATION:** UL Style 2697 Polyvinyl Chloride (PVC)
- **CABLE LAMINATE:** clear PVC, self-extinguishing\*
- **0.050 [1.27] PITCH CONDUCTORS:** 28-AWG, 7/36-strand, tinned Cu per ASTM B 33
- **0.039 [0.99] PITCH CONDUCTORS:** 26-AWG, 7/34-strand)
- **CABLE CURRENT RATING:** 1 amp at 10°C [50°F] above ambient
- **CABLE VOLTAGE RATING:** 300V
- **CABLE TEMPERATURE RATING:** 176°F [80°C]
- **CABLE CAPACITANCE:** 13.0pF/ft. [42.7pF/meter] nominal at 1MHz\*
- **CROSSTALK:** 10-ft sample, 5ns rise time with 2 lines driven; near end 4.7%; far end 4.3% nominal\*
- **PROPAGATION DELAY:** 1.5ns/ft. [4.9ns/meter] nominal\*
- **INSULATION RESISTANCE:** 1010Ω (10 ft. [3 meters] min.)

## ORDERING INFORMATION



## MOUNTING CONSIDERATIONS

- **SUGGESTED PCB HOLE SIZE:** 0.033 ± 0.002 [0.86 ± 0.05] dia.

\* Applies to 0.050 [1.27] Pitch Cable Only



NOTE: Cover numbers/sizes do NOT have numbers on the covers, shown here for reference only.

Centers "C"	Dim. "D"	Available Sizes
0.300 [7.62]	0.395 [10.03]	4 thru 20
0.400 [10.16]	0.495 [12.57]	22
0.600 [15.24]	0.695 [17.65]	24, 28, 40

SERIES 112

ALL DIMENSIONS: INCHES [MILLIMETERS]

ALL TOLERANCES: ±0.005 [0.13] UNLESS OTHERWISE SPECIFIED  
FOR OTHER CONFIGURATIONS, SEE [DATA SHEET 11008](#)  
FOR JUMPER LENGTHS UNDER 3.000 [76.20], CONSULT FACTORY  
CONSULT FACTORY FOR OTHER SIZES AND CONFIGURATIONS

CUSTOMIZATION: ARIES SPECIALIZES IN CUSTOM DESIGN AND PRODUCTION. SPECIAL MATERIALS, PLATINGS, SIZES, AND CONFIGURATIONS CAN BE FURNISHED, DEPENDING ON QUANTITY.

ARIES RESERVES THE RIGHT TO CHANGE PRODUCT GENERAL SPECIFICATIONS WITHOUT NOTICE

PRINTOUTS OF THIS DOCUMENT MAY BE OUT-OF-DATE AND SHOULD BE CONSIDERED UNCONTROLLED



**ARIES**  
ELECTRONICS, INC.

2609 Bartram Road • Bristol, PA 19007-6810 USA  
TEL 215-781-9956 • FAX 215-781-9845  
[WWW.ARIESELEC.COM](http://WWW.ARIESELEC.COM) • [INFO@ARIESELEC.COM](mailto:INFO@ARIESELEC.COM)



11008  
Rev. 6.2  
1 of 2

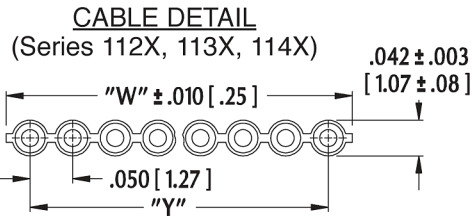


# Series 112, 113, and 114 Deci-Center™ Jumpers



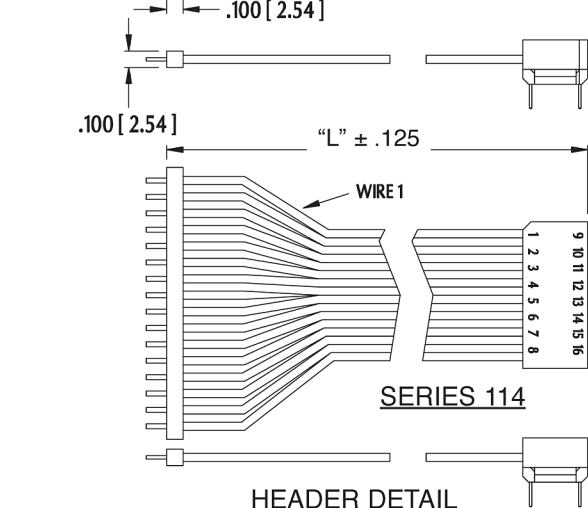
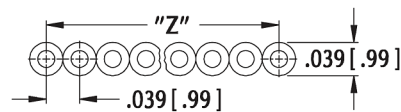
**SERIES 113**

NOTE: Cover numbers/sizes do NOT have numbers on the covers, shown here for reference only.



"W" = No. of Conductors x 0.050 [1.27] + 0.005 [0.08]  
 "Y" = (No. of Conductors - 1) x 0.050 [1.27]  
 "Z" = (No. of Conductors - 1) x 0.039 [0.99]

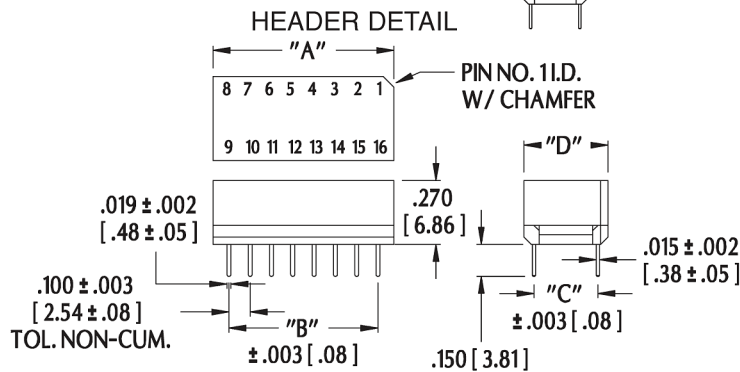
**CABLE DETAIL**  
(Series 112, 113, 114)



**SERIES 114**

## WIRING LIST

Wire No.	Series 112, 113, 114 Pin No.	Series 112X, 113X, 114X Pin No.
1	1	1
2	2	16
3	3	3
4	4	15
5	5	3
6	6	14
7	7	4
8	8	13
9	9	5
10	10	12
11	11	6
12	12	11
13	13	7
14	14	10
15	15	8
16	16	9



"A" = No. of Conductors x 0.050 [1.27] + 0.095 [2.41]  
 "B" = (No. of Conductors - 1) x 0.050 [1.27]  
 "X" = (No. of Conductors - 1) x 0.100 [2.54]

ALL DIMENSIONS: INCHES [MILLIMETERS]  
 ALL TOLERANCES: ±0.005 [0.13] UNLESS OTHERWISE SPECIFIED  
 FOR OTHER CONFIGURATIONS, SEE [DATA SHEET 11008](#)  
 FOR JUMPER LENGTHS UNDER 3.000 [76.20], CONSULT FACTORY  
 CONSULT FACTORY FOR OTHER SIZES AND CONFIGURATIONS

CUSTOMIZATION: ARIES SPECIALIZES IN CUSTOM DESIGN AND PRODUCTION.  
 SPECIAL MATERIALS, PLATINGS, SIZES, AND CONFIGURATIONS CAN BE  
 FURNISHED, DEPENDING ON QUANTITY.

ARIES RESERVES THE RIGHT TO CHANGE PRODUCT GENERAL SPECIFICATIONS  
 WITHOUT NOTICE

PRINTOUTS OF THIS DOCUMENT MAY BE OUT-OF-DATE AND SHOULD BE  
 CONSIDERED UNCONTROLLED



**ARIES**  
ELECTRONICS, INC.

2609 Bartram Road • Bristol, PA 19007-6810 USA  
 TEL 215-781-9956 • FAX 215-781-9845  
 WWW.ARIESELEC.COM • INFO@ARIESELEC.COM



11008  
Rev. 6.2  
2 of 2