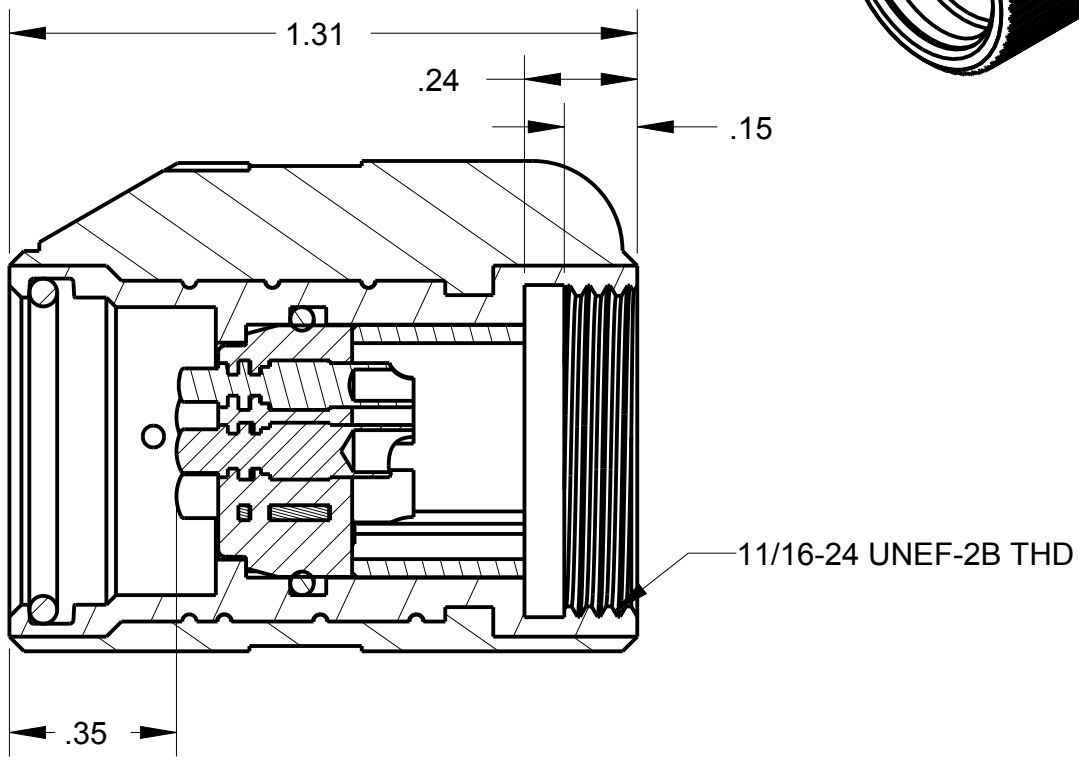
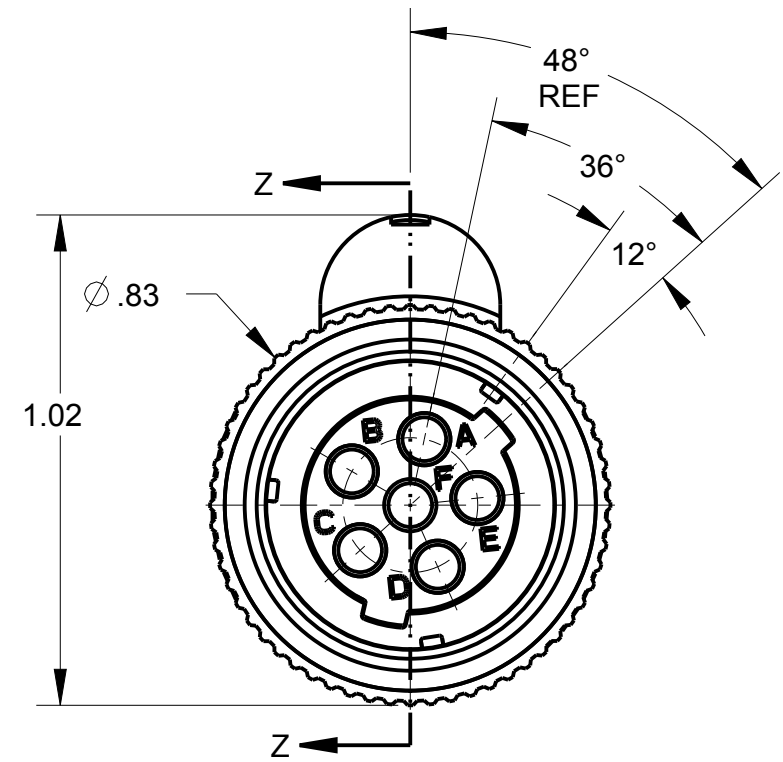


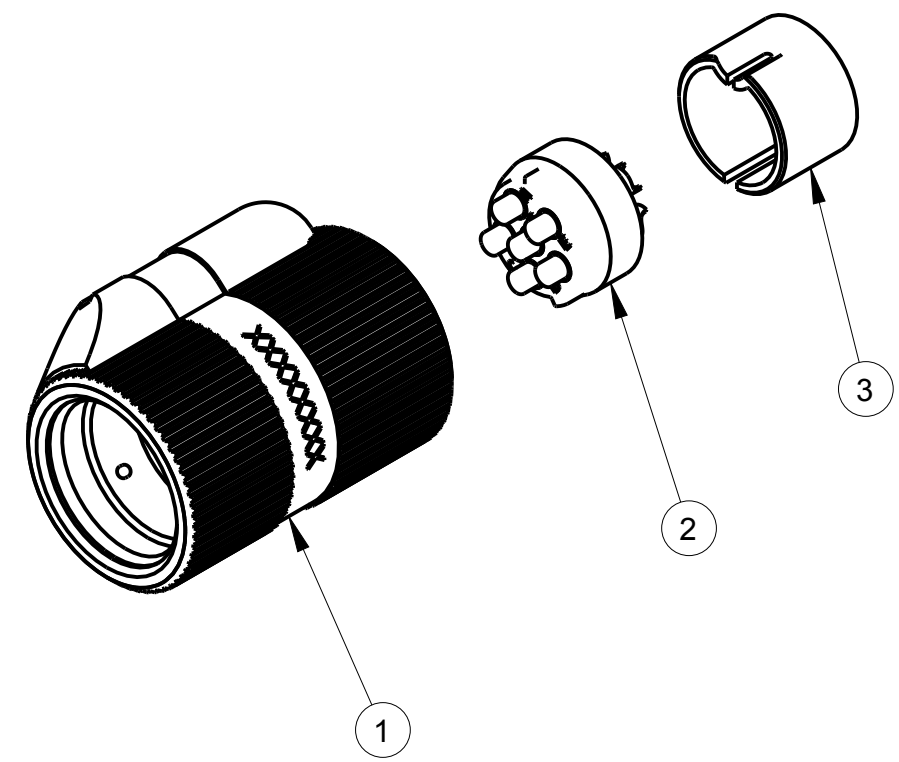
ITEM #	PART #	QTY	DESCRIPTION
1	AP-176-1	1	SHELL ASSEMBLY
2	AP-146-6	1	INSERT ASSEMBLY
3	AP-105-5	1	STRAIN RELIEF

**B** AP-176S-CP

NOTES:  
1) ORDER PART NUMBER "AP-176S"



SECTION Z-Z  
SCALE 2.500



THIS DOCUMENT CONTAINS PROPRIETARY INFORMATION OF NEXUS, INCORPORATED AND SUCH INFORMATION MAY NOT BE DISCLOSED TO OTHERS FOR ANY PURPOSE OR USED FOR ANY PURPOSE WITHOUT THE WRITTEN CONSENT OF NEXUS.

LET.	REVISION	CN #	DATE	CHK.
B	ADD: 12° ; 36° ; 48° REF	226	9/1 2015	HR
A	NEW RELEASE	214	11/18 2014	HR

DWN.BY <b>HR</b>	DATE 11/18/14	MATERIAL	
CHECKED BY	DATE	FINISH	
APPR.BY	DATE	WEIGHT	SCALE = 1.00 :1
UNLESS OTHERWISE SPECIFIED: DIMENSIONS ARE IN INCHES &/OR (mm)		TITLE	
TOLERANCES: DECIMAL: .XX[X.X] .XXX[X.XX] ± .0X[0.X] ± .00X[0.0X]		<b>AUDIO PLUG</b>	
FRACTION: X/X X/XX			
ANGLES: X ± X°		DO NOT SCALE DWG.	SHEET 1 OF 1
		<b>NEXUS</b> STAMFORD, CONN	
		SIZE <b>B</b>	DWG. NO. AP-176S-CP