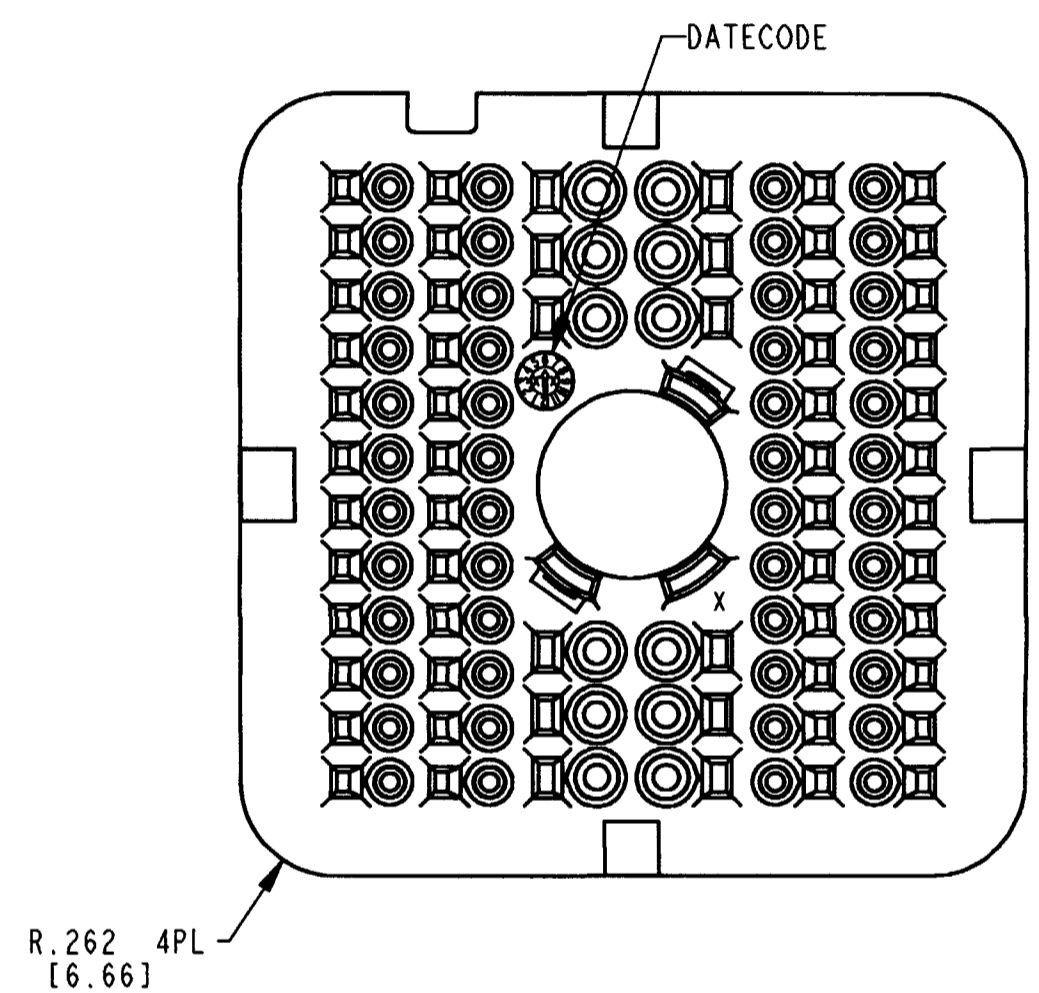
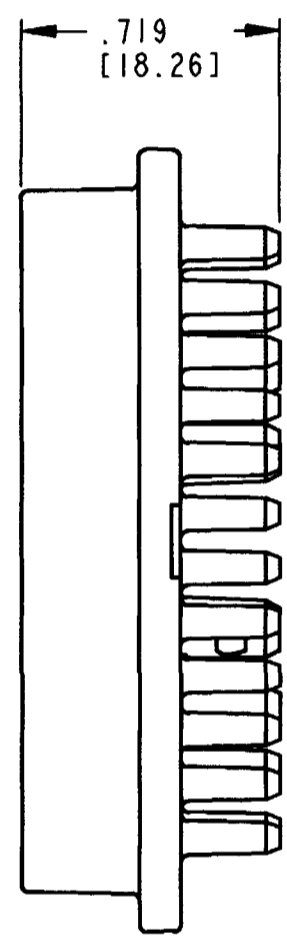
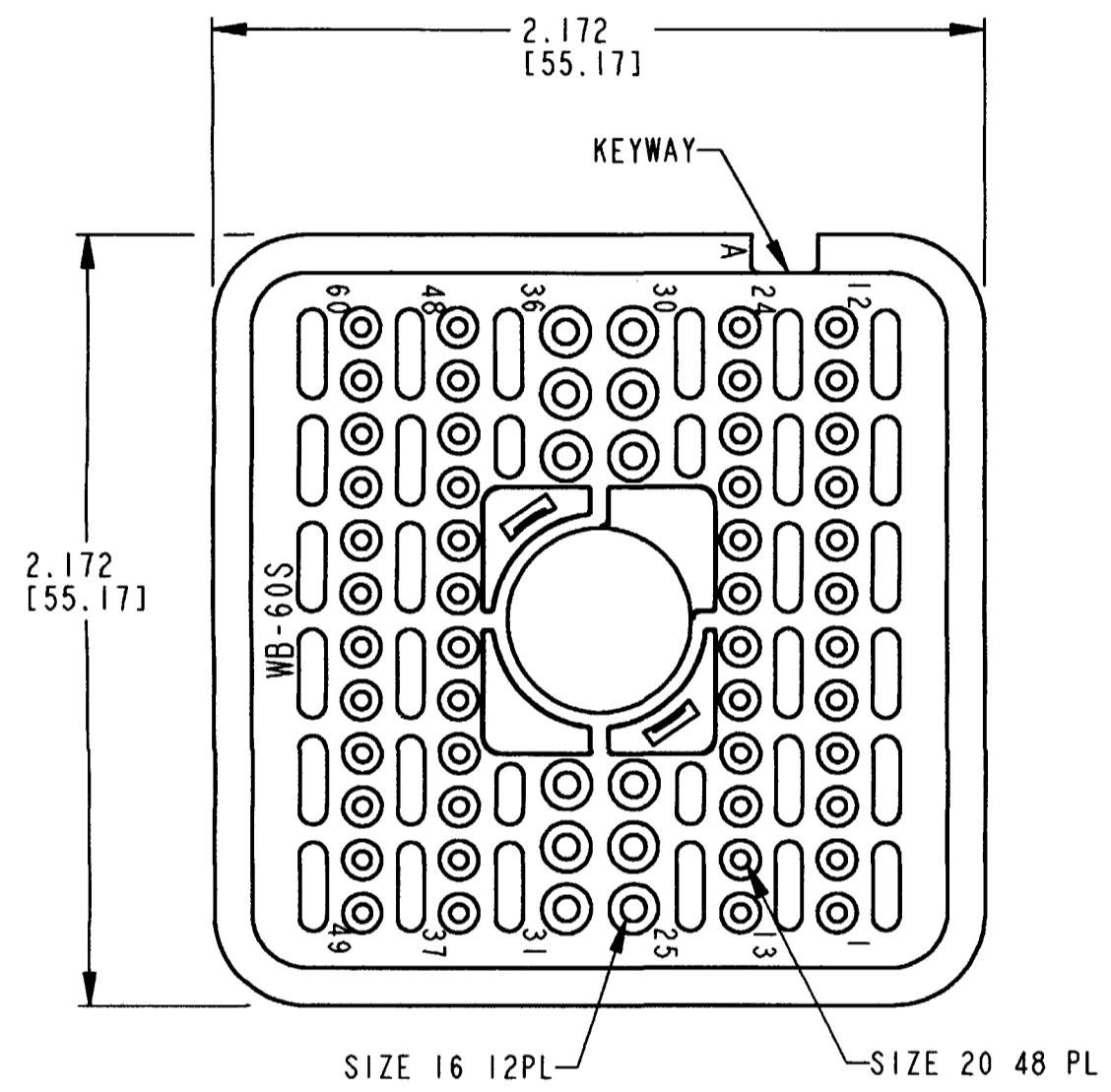


REV NC **WB-60S***

REVISIONS			
SYM	DESCRIPTION	DATE	APPROVED
NC	NEW RELEASE PER E.O. P17208	4-5-01	RDR



- NOTES:
1. DIMENSIONS ARE IN INCHES [mm].
 2. DIMENSION TOLERANCE: $\pm .025$ [0.64].
 3. THIS WEDGE LOCK MATES WITH DRB16-60S*(N)E-**** PLUG (* = A,B,C,D KEYS; **** = ALL MODIFICATIONS). CONSULT FACTORY FOR MODS.
 4. MATERIAL: PLASTIC
 5. SEE SHEET 2 FOR OTHER KEY ARRANGEMENTS.

SIGNATURE & DATE	
DR	S. PALLUTH 04/02/01
CHK	<i>[Signature]</i> 4-4-01
PE	<i>[Signature]</i> 4/2/01
APPD	<i>[Signature]</i> 4/2/01
SCALE	NONE

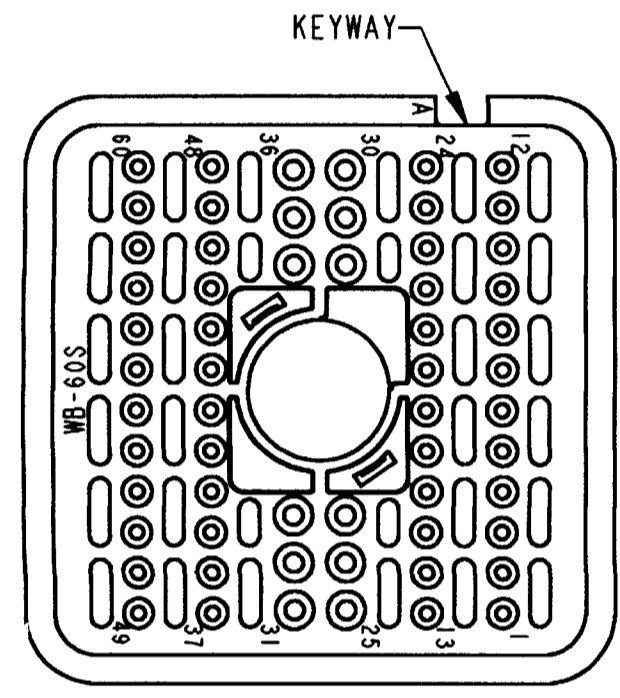
WEDGE LOCK, PLUG
60 CONTACTS
KEYS A,B,C & D
DRB SERIES

ENVELOPE

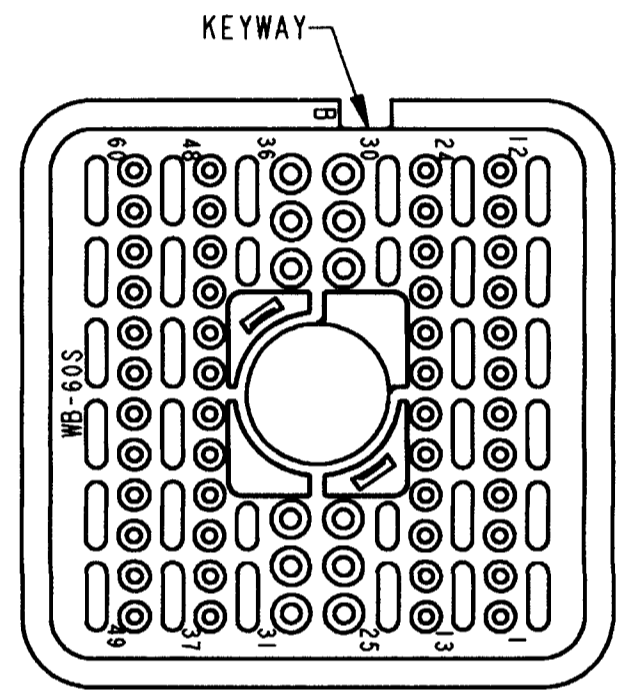
CP	EP059	MATL. CODE
The Deutch Company DEUTSCH I.P.D. 3850 INDUSTRIAL AVE. HEMET, CALIF. 92545		
B	WB-60S*	
DWG SIZE	CODE 11139	SHEET 1 OF 2

REV
NC **WB-60S***

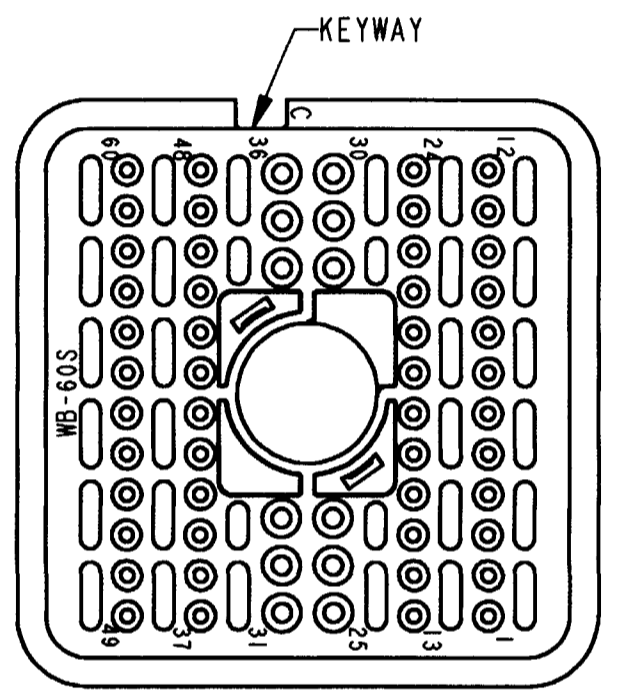
REVISIONS			
SYM	DESCRIPTION	DATE	APPROVED
	SEE SHEET 1	4-5-01	RDR



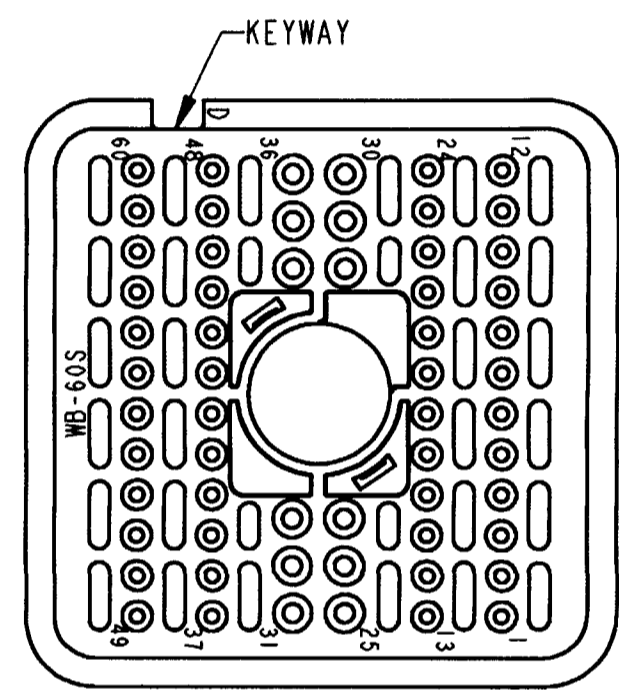
WB-60SA
KEY ARRANGEMENT -A-
COLOR: GREY



WB-60SB
KEY ARRANGEMENT -B-
COLOR: BLACK



WB-60SC
KEY ARRANGEMENT -C-
COLOR: GREEN



WB-60SD
KEY ARRANGEMENT -D-
COLOR: BROWN

NOTES:

SIGNATURE & DATE	
DR	S. PALLUTH 04/02/01
CHK	R. Miller 4/4/01
PE	S. Palluth 4/2/01
APPD	D. Meyer 4/2/01
SCALE	NONE WT

WEDGE LOCK, PLUG
60 CONTACTS
KEYS A, B, C & D
DRB SERIES

ENVELOPE

CP	EP059	MATL CODE
The Deutch Company DEUTSCH I.P.D. 3850 INDUSTRIAL AVE. HEMET, CALIF. 92545		
B	WB-60S*	
DWG SIZE	CODE 11139	SHEET 2 OF 2