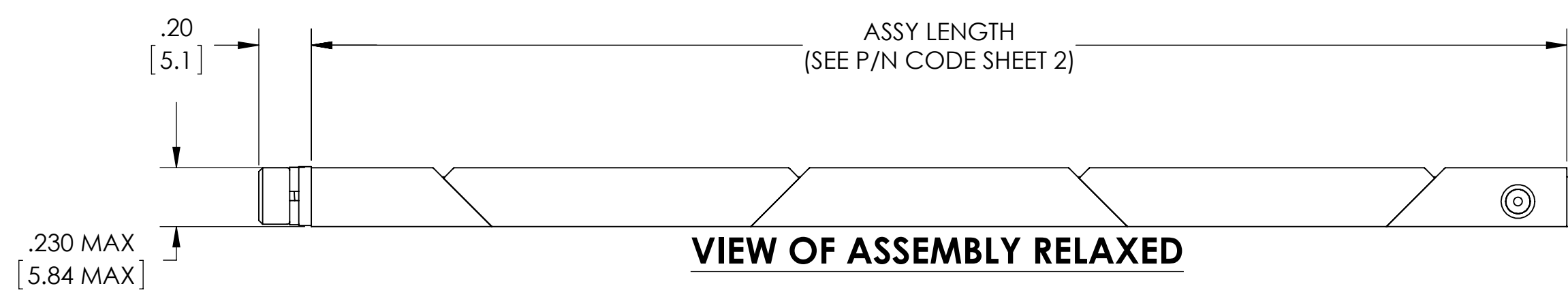
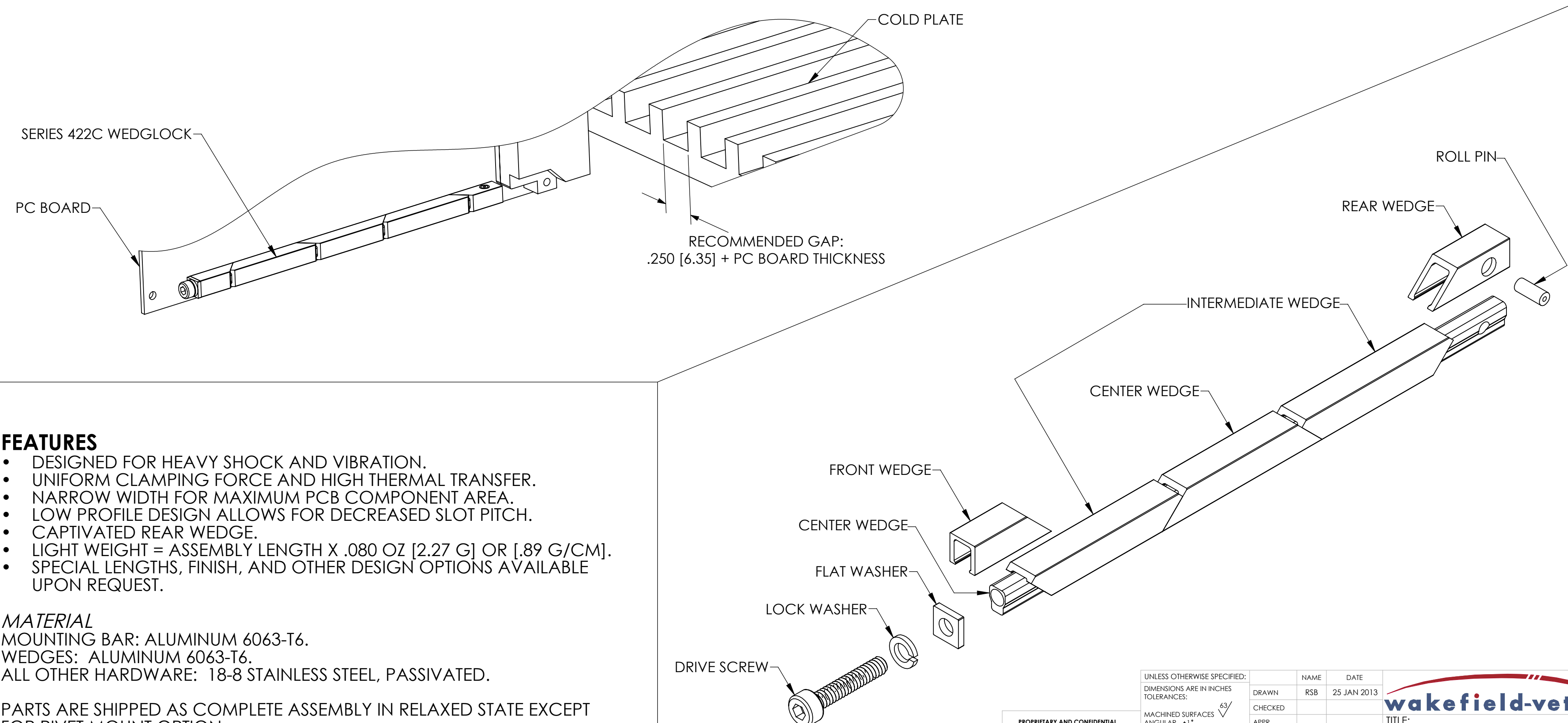


VIEW OF ASSEMBLY EXPANDED



VIEW OF ASSEMBLY RELAXED



FEATURES

- DESIGNED FOR HEAVY SHOCK AND VIBRATION.
- UNIFORM CLAMPING FORCE AND HIGH THERMAL TRANSFER.
- NARROW WIDTH FOR MAXIMUM PCB COMPONENT AREA.
- LOW PROFILE DESIGN ALLOWS FOR DECREASED SLOT PITCH.
- CAPTIVATED REAR WEDGE.
- LIGHT WEIGHT = ASSEMBLY LENGTH X .080 OZ [2.27 G] OR [.89 G/CM].
- SPECIAL LENGTHS, FINISH, AND OTHER DESIGN OPTIONS AVAILABLE UPON REQUEST.

MATERIAL

MOUNTING BAR: ALUMINUM 6063-T6.
WEDGES: ALUMINUM 6063-T6.
ALL OTHER HARDWARE: 18-8 STAINLESS STEEL, PASSIVATED.

PARTS ARE SHIPPED AS COMPLETE ASSEMBLY IN RELAXED STATE EXCEPT FOR RIVET MOUNT OPTION.

RECOMMENDED DRIVE SCREW TORQUE IS 6 IN-LBS [68 N-CM].

PROPRIETARY AND CONFIDENTIAL
THE INFORMATION CONTAINED IN THIS DRAWING IS THE SOLE PROPERTY OF WAKEFIELD-VETTE. ANY REPRODUCTION IN PART OR AS A WHOLE WITHOUT THE WRITTEN PERMISSION OF WAKEFIELD-VETTE IS PROHIBITED.
MATERIAL: SEE PART DETAILS
FINISH: SEE FINISH TABLE

UNLESS OTHERWISE SPECIFIED:
DIMENSIONS ARE IN INCHES
TOLERANCES:
MACHINED SURFACES $\pm .005$
ANGULAR $\pm 1^\circ$
TWO PLACE DECIMAL $\pm .02$
THREE PLACE DECIMAL $\pm .005$
INTERPRET GEOMETRIC TOLERANCING PER: ASME Y-14.5M
DO NOT SCALE DRAWING

DRAWN	NAME	DATE
CHECKED	RSB	25 JAN 2013
APPR.		
THIRD ANGLE PROJECTION		
CAGE CODE	3E7UB	

TITLE: WEDGELOCK DATASHEET
.225 X .225 PROFILE

SIZE	DWG. NO.	REV
C	422C-DS	02/13

SCALE: NONE

SHEET 1 OF 2

[LLL] LENGTH TABLE		
ASSY LENGTH [LLL]	[H] MTG X	[C] OPTION X/2
480	2.900	1.450
530	3.400	1.700
580	3.900	1.950
630	4.400	2.200
680	4.900	2.450
730	5.400	2.700
780	5.900	2.950
OTHER LENGTHS AVAILABLE UPON REQUEST		

[H] MOUNTING TABLE	
DASH NO	DESCRIPTION
A	NO MOUNTING HOLES
R	$\phi .068 / .073$ THRU $\checkmark 100^\circ \times \phi .213$
T	#0-80 UNF-2B THREADS
S	#2-56 UNC-2B THREADS
U	M2 X .4-6H THREADS
M	M2.5 X .45-6H THREADS

[F] FINISH TABLE	
DASH NO	DESCRIPTION
A	NONE
C	CHEM FILM PER MIL-DTL-5541, CLASS 1A, TYPE I (CLEAR)
G	CHEM FILM PER MIL-DTL-5541, CLASS 1A, TYPE I (GOLD)
B	BLACK ANODIZE PER MIL-A-8625, TYPE II, CLASS 2
H	HARD BLACK ANODIZE PER MIL-A-8625, TYPE III, CLASS 2
N	NICKEL PLATE PER QQ-N-290, CLASS 1, GRADE G, BRIGHT
E	ELECTROLESS NICKEL PER MIL-C-26074, CLASS 4, GRADE B, BRIGHT
T	TRIVALENT CHEM FILM PER MIL-DTL-5541, CLASS 1A, TYPE II (CLEAR), RoHS COMPLIANT
ALL THREADS ARE GAUGED PRIOR TO PLATING	

PART#1 EXAMPLE: 422C-480UMG
4.80" LENGTH, M2 MOUNT HOLES, METRIC M2.5 SOCKET HEAD, GOLD CHEM FILM

PART#2 EXAMPLE: 422C-480UMG-CP
SAME AS ABOVE PLUS CENTER MOUNTING HOLE AND LOCK PATCH OPTIONS

PART DEFINITION
(REQUIRED)

PART NUMBER CODE

PART NUMBER OPTIONS
(NOT REQUIRED)

422C - [LLL] [H] [D] [F] - [C] [K] [P] [V]

SERIES
PART NO

LENGTH
(EX. 480 = 4.80")

MOUNTING HOLE
(SEE MOUNTING TABLE)

DRIVE SCREW
'M' FOR M2.5 HEX
'S' FOR 3/32 HEX

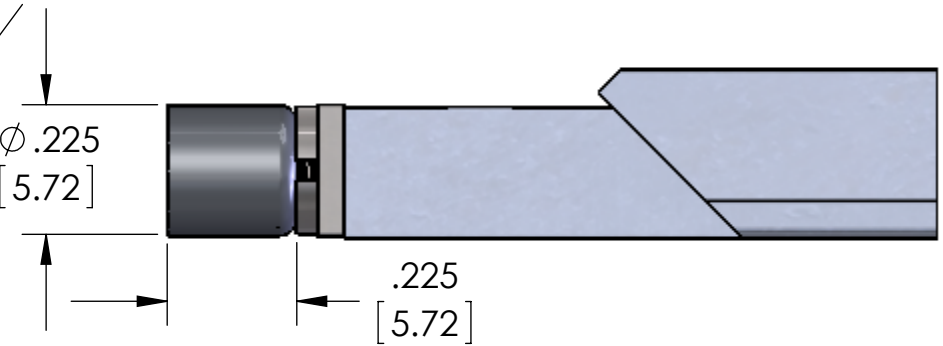
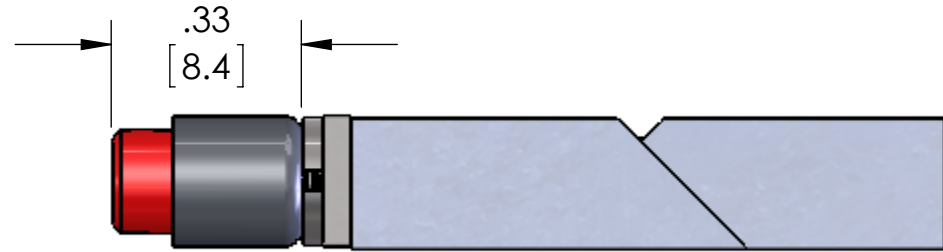
FINISH
(SEE FINISH TABLE)

ADD 'V' FOR OPTIONAL
VISUAL INDICATOR

ADD 'P' FOR OPTIONAL
LOCK PATCH

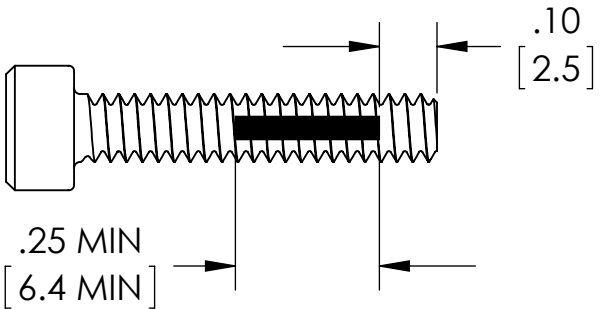
ADD 'K' FOR OPTIONAL
CAPTIVE SCREW FEATURE

ADD 'C' FOR OPTIONAL
CENTER MOUNTING HOLE



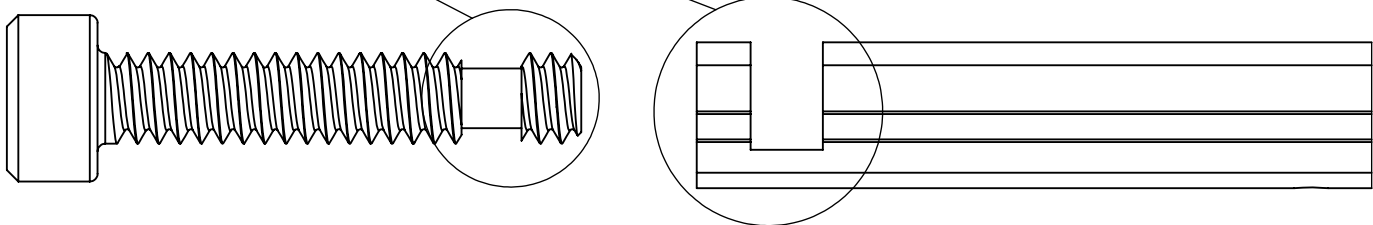
'V' OPTION

VISUALLY CONFIRMS LOCKED IN PLACE
WHEN RED SCREW HEAD IS CONCEALED



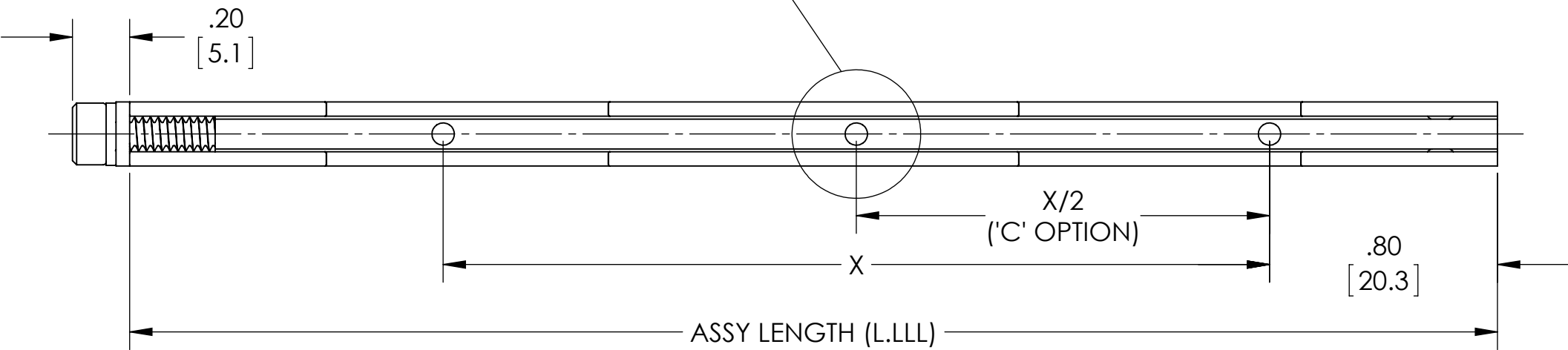
'P' OPTION

NYLON PATCH PER MIL-F-18240
PROVIDES ADDITIONAL RESISTANCE
TO SHOCK AND VIBRATION



'K' OPTION

CAPTIVATES SCREW BY FREE-SPINNING WHEN
WEDGELOCK IS IN RELAXED POSITION



BOTTOM VIEW