THIS DRAWING IS UNPUBLISHED. RELEASED FOR PUBLICATION 20
© COPYRIGHT 20 - ALL RIGHTS RESERVED.

REVISIONS

P	LTR	DESCRIPTION	DATE	DWN	APVD
	P2	REVISED PER ECR-16-013672	14OCT2016	BW	SC
	P3	REVISED PER ECR-17-013562	14SEP2017	JB	DZ

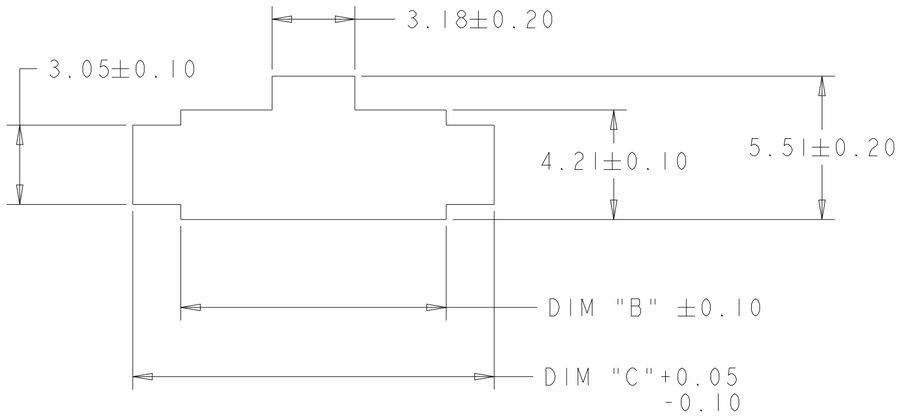

PANEL CUT-OUT 1

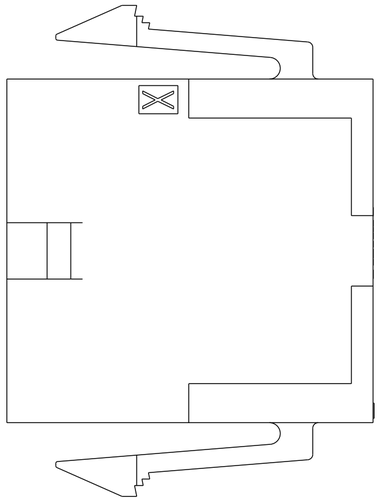

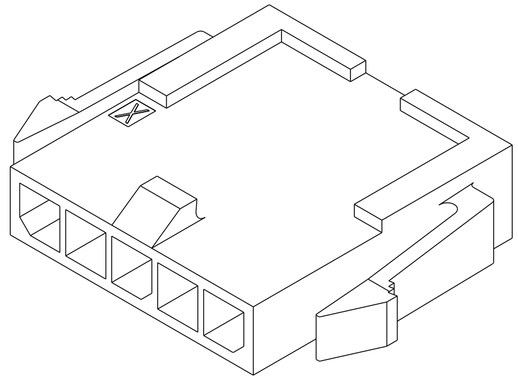

SCALE 5:1

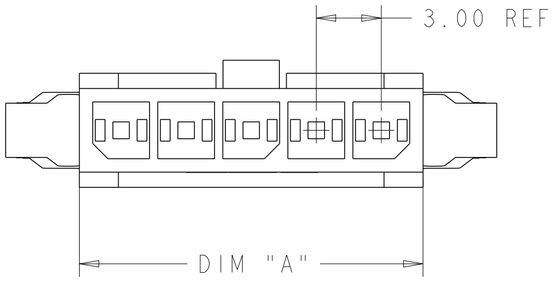

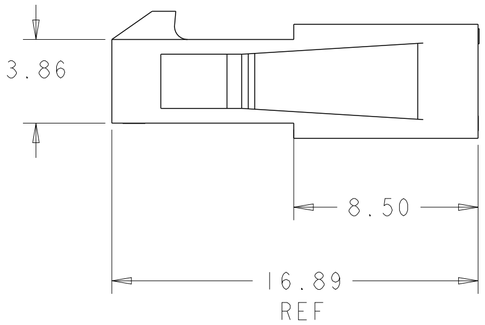

1. RECOMMENDED PANEL THICKNESS 1.57-2.3.
2. PANEL MUST BE PUNCHED SO THAT HOUSING ENTERS THE PANEL IN THE SAME DIRECTION AS THE PUNCH.
3. MATERIAL NYLON66/6 V0 UL94, COLOR-BLACK.
4. MATERIAL PA66 V0 GW UL94, COLOR-NATURAL.

	DIM C	DIM B	DIM A	NO. OF POS.	PART NUMBER
4	16.88	13.20	12.85	4	2-1445048-4
	13.88	10.20	9.85	3	2-1445048-3
	10.88	7.20	6.85	2	2-1445048-2
3	40.88	37.20	36.85	12	1-1445048-2
	37.88	34.20	33.85	11	1-1445048-1
	34.88	31.20	30.85	10	1-1445048-0
	31.88	28.20	27.85	9	1445048-9
	28.88	25.20	24.85	8	1445048-8
	25.88	22.20	21.85	7	1445048-7
	22.88	19.20	18.85	6	1445048-6
	19.88	16.20	15.85	5	1445048-5
	16.88	13.20	12.85	4	1445048-4
	13.88	10.20	9.85	3	1445048-3
	10.88	7.20	6.85	2	1445048-2
REMARK					

THIS DRAWING IS A CONTROLLED DOCUMENT.

DIMENSIONS: mm

TOLERANCES UNLESS OTHERWISE SPECIFIED:
0 PLC ±-
1 PLC ±-
2 PLC ±0.13
3 PLC ±-
4 PLC ±-
ANGLES ±-

MATERIAL: SEE NOTES
FINISH: -

DWN W J RUDY 29AUG2000
CHK W DAVIS 29AUG2000
APVD W DAVIS 29AUG2000
PRODUCT SPEC 108-1836
APPLICATION SPEC 114-13000
WEIGHT -

TE Connectivity

NAME: PLUG HOUSING, 2 TO 12 POSITION SINGLE ROW, PANEL MOUNT MICRO MATE-N-LOK™

SIZE A2 | CAGE CODE 00779 | DRAWING NO C-1445048 | RESTRICTED TO -

CUSTOMER DRAWING | SCALE 6:1 | SHEET 1 OF 1 | REV P3