
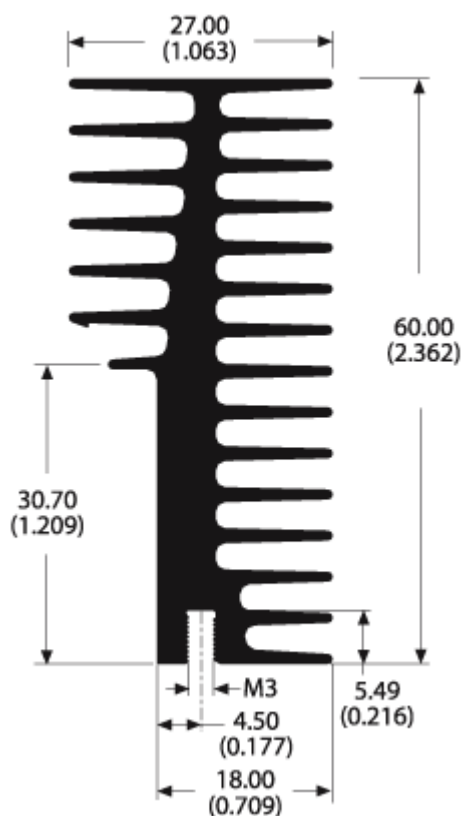




78080

This part is in stock!							
Inventory Snapshot:			131.94 feet* (Last Updated February 18, 2009)				
*Current inventory on hand, listed in FEET. Due to fluctuating demand for material, contact your local sales rep to confirm availability, specifically for production volumes.							
	Part Number	Thermal Resistance °C/W at 98.4in length	Width in	Height in	Surface Area in/in	Weight lb/ft	Part Class
	78080	0.51	1.06	2.36	23.8	1.10	A



Need a Clip?
Select the package to be cooled

Package Cooled	TO220 <input type="checkbox"/>
<input type="button" value="Search"/>	

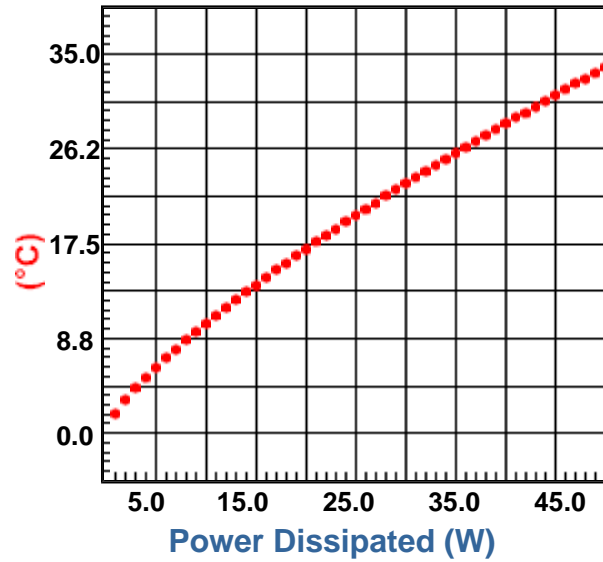
Thermal Curves
based on 98.400 in length

New Length 98.400 ☒ in ☐ mm

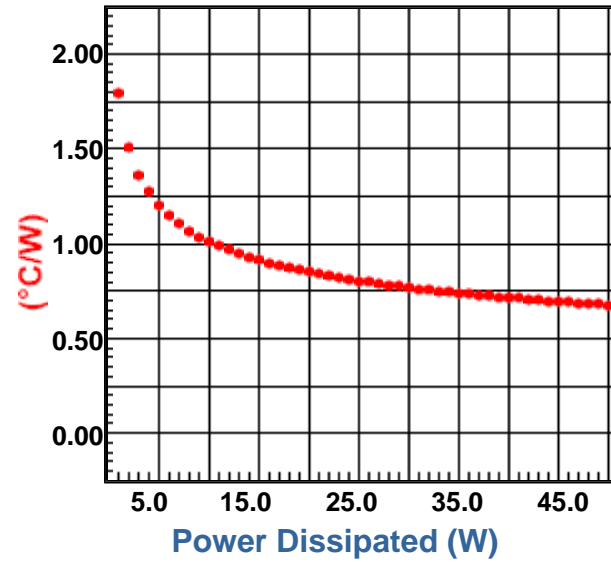
Change Length

Natural Convection

Heat Sink Temperature Rise
Above Ambient

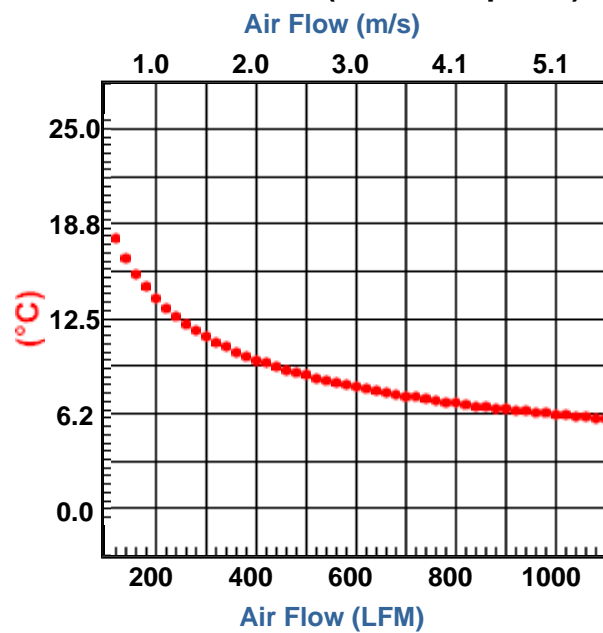


Heat Sink
Thermal Resistance

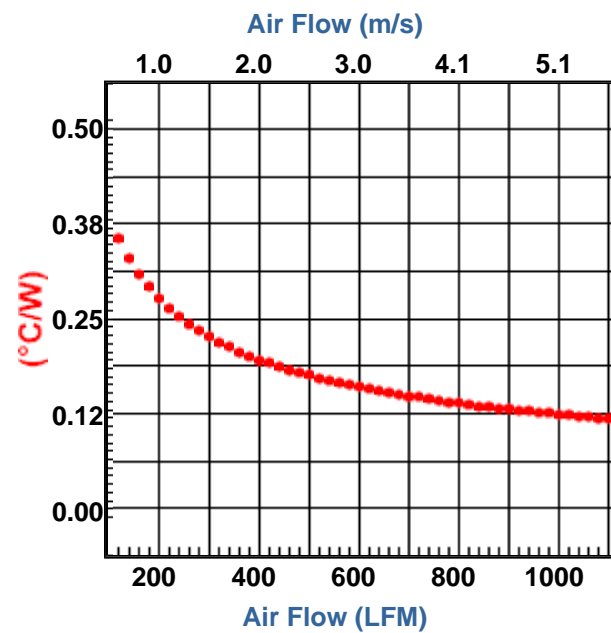


Forced Convection

Heat Sink Temperature Rise
Above Ambient (50W Dissipated)



Heat Sink
Thermal Resistance



Building a Part Number

Full Bar Length = 8.20ft

Base Part #	Bar Length	Finish	Length (use zeros for full or half bars)
78080	<u>1</u> Full	<u>F</u> Unfinished	0 0 0 0 0
	<u>2</u> Half	<u>F</u> Unfinished	0 0 0 0 0
	<u>3</u> Custom	<u>B</u> Black Anodized <u>C</u> Gold Chromate <u>U</u> * Unfinished <u>V</u> AavSHIELD ³	<i>indicate length in inches to three decimal places;</i> 1 5 2 5 0 = 15.250 "

78080 — — — — — — —

*For unfinished extrusions with cut lengths other than half bar, the finish designation is a U.

Standard Aavid Thermalloy parts require all 12 positions to be complete.

Non-Standard Extrusions

Aavid Thermalloy has over 10,000 extrusion profile designs on file, most with the extrusion die already available. These parts have minimum order requirements and longer lead times, but may be cost effective compared to a new design.

Customizing & Advanced Capabilities

We offer several options for those applications which require a more unique solution. Challenge us with your thermal requirements - we can design custom solutions.