

REV.	DESCRIPTION	DATE	APPROVED
G	VLP-700-R/F Obsolete.	03/02/09	T. Y.
H	Updated Slot Dimension.	09/11/12	T. Y.
J	Updated Material Notes.	08/19/14	J. C.
K	Revised Typo.	03/16/15	J. C.
L	Added Color Options, Sheet #2.	01/22/16	J. C.



VLP-XXX-R
ROUND FACE




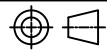
Recommended Mounting Holes



VLP-XXX-F
FLAT FACE

PART NO.	OVERALL HEIGHT	X = HEIGHT	FACE
VLP-200-R/F	0.200" (5.1mm)	0.095" (2.4mm)	R=ROUND F=FLAT
VLP-250-R/F	0.250" (6.4mm)	0.145" (3.7mm)	
VLP-300-R/F	0.300" (7.6mm)	0.195" (5.0mm)	
VLP-350-R/F	0.350" (8.9mm)	0.245" (6.2mm)	
VLP-400-R/F	0.400" (10.2mm)	0.295" (7.5mm)	
VLP-450-R/F	0.450" (11.4mm)	0.345" (8.8mm)	
VLP-500-R/F	0.500" (12.7mm)	0.395" (10.0mm)	
VLP-550-R/F	0.550" (13.9mm)	0.445" (11.3mm)	
VLP-600-R/F	0.600" (15.2mm)	0.495" (12.6mm)	
VLP-650-R/F	0.650" (16.5mm)	0.545" (13.8mm)	

- 2. MATERIAL: POLYCARBONATE, 94V-0, CLEAR.
- 1. GENERAL SPECIFICATIONS: BIVAR MOLDED COMPONENT SPECIFICATION BV00-E101.

STANDARD TOLERANCE (UNLESS OTHERWISE SPECIFIED)		 4 THOMAS, IRVINE, CA. 92618 TEL: (949) 951-8808 FAX: (949) 951-3974	
DECIMALS	ANGULAR		
.X ± .1	X° ± 1°		TITLE: VERTICAL LIGHT PIPE
.XX ± .01			DESIGNED: Michael Chen
.XXX ± .005		CHECKED: D. Green	DATE: 10/22/02
		PART NO: VLP-XXX-X	REVISION: L
		CAGE CODE : 32559	SHEET # 1 OF 2
CAD GENERATED DOCUMENT. DO NOT MEASURE DRAWING.			

OTHER AVAILABLE COLORS

* SEE TABLE FOR ORDERING INFORMATION


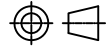
REV.	DESCRIPTION	DATE	APPROVED
	SEE SHEET #1		



COLOR	Order Code
BLUE	BE
BLACK	BK
GREEN	GN
GRAY	GY
RED	RD
YELLOW	YW

NOTE: LEAVE ORDER CODE BLANK IF NO COLOR IS DESIRED.

3. PARTS ARE DYED TO COLOR UPON REQUEST.

STANDARD TOLERANCE (UNLESS OTHERWISE SPECIFIED) DECIMALS ANGULAR		 4 THOMAS, IRVINE, CA. 92618 TEL: (949) 951-8808 FAX: (949) 951-3974	
			
DESIGNED: K. Aukshunas	DATE: 01/22/16	PART NO: VLP-XXX-X	REVISION: L
CHECKED: J. Chiang	DATE: 01/22/16	CAGE CODE : 32559	SHEET # 2 OF 2
CAD GENERATED DOCUMENT. DO NOT MEASURE DRAWING.			