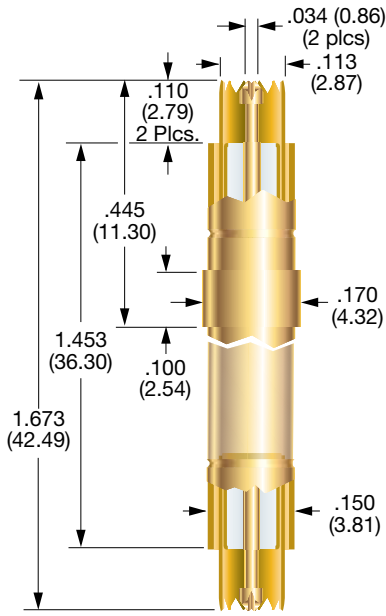


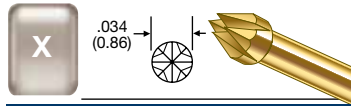
## 101097



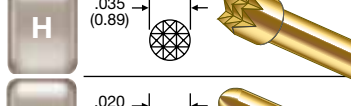
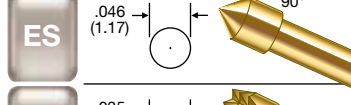
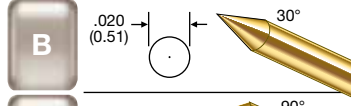
## 100526



## 101097 SIGNAL TIP



## 100526 SIGNAL TIPS



### PROBE SPECIFICATIONS

- Minimum Centers: .200 (5.08)
- Current Rating: 3 amps continuous
- Spring Force:
  - Signal Conductor: 1.6 oz. @ .037 (0.94) travel, each end
  - Shielding Plunger: 3.4 oz. @ .037 (0.94) travel, each end
- Nominal Impedance: 50 Ω
- Maximum Travel: .075 (1.91) each end
- Working Travel: .037 (0.94) each end

### PROBE SPECIFICATIONS

- Minimum Centers: .150 (3.18)
- Current Rating: 3 amps continuous
- Spring Force:
  - Signal Conductor: 1.6 oz. @ .070 (1.78) travel: tips B, J, U
  - 2.0 oz. @ .070 (1.78) travel: tips ES, H
- Nominal Impedance: 50 Ω
- Maximum Travel:
  - .090 (2.29) for tips B, J, & U
  - .075 (1.91) for tips ES, & H
- Working Travel: .070 (1.78)

### MATERIALS

- Barrel: Brass, gold plated
- Spring: Stainless steel, gold plated
- Shielding Plunger: Beryllium copper, gold plated
- Dielectric Insulator: Teflon
- Shielding Tube: Brass, gold plated
- Signal Conductor: 100617-000 probe

### MATERIALS

- Spring: Beryllium copper, gold plated
- Dielectric Insulator: Teflon
- Shielding Tube: Brass, gold plated
- Signal Conductor: Series S, Size 00 probe
- Coaxial Cable: RG 316

## HOW TO ORDER

<b>101097</b>	<b>X</b>	<b>X</b>
BASE PART NUMBER	TOP SIGNAL PROBE TIP	BOTTOM SIGNAL PROBE TIP

## HOW TO ORDER

<b>100526</b>	<b>ES</b>	<b>12</b>	<b>AM</b>
BASE PART NUMBER	SIGNAL PROBE TIP	CABLE LENGTH	TERMINATION
CABLE LENGTH: 12 - 12 INCHES 36 - 36 INCHES		NC: No Connector AM: SMA MALE AF: SMA FEMALE	

\* WHEN ORDERING WITH A PREATTACHED CONNECTOR, PLEASE NOTE THAT THE CONNECTOR WILL NOT FIT THROUGH THE PROBE MOUNTING HOLE. THE PROBE MUST BE INSERTED FROM THE BOTTOM SIDE OF THE MOUNTING PLATE.  
CONSULT IDI FOR MORE INFORMATION.

Specifications subject to change without notice. Dimensions in inches (millimeters)