

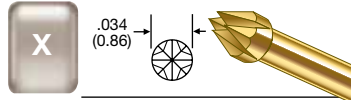
## 101097



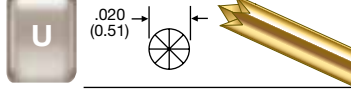
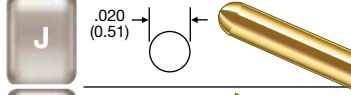
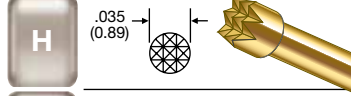
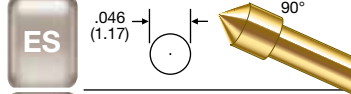
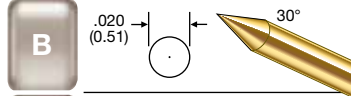
## 100526



## 101097 SIGNAL TIP



## 100526 SIGNAL TIPS



### PROBE SPECIFICATIONS

Minimum Centers: .200 (5.08)  
 Current Rating: 3 amps continuous  
 Spring Force:  
 Signal Conductor:  
 1.6 oz. @ .037 (0.94) travel, each end  
 Shielding Plunger:  
 3.4 oz. @ .037 (0.94) travel, each end  
 Nominal Impedance: 50 Ω  
 Maximum Travel: .075 (1.91) each end  
 Working Travel: .037 (0.94) each end

### PROBE SPECIFICATIONS

Minimum Centers: .150 (3.18)  
 Current Rating: 3 amps continuous  
 Spring Force:  
 Signal Conductor:  
 1.6 oz. @ .070 (1.78) travel: tips B, J, U  
 2.0 oz. @ .070 (1.78) travel: tips ES, H  
 Nominal Impedance: 50 Ω  
 Maximum Travel:  
 .090 (2.29) for tips B, J, & U  
 .075 (1.91) for tips ES, & H  
 Working Travel: .070 (1.78)

### MATERIALS

Barrel: Brass, gold plated  
 Spring: Stainless steel, gold plated  
 Shielding Plunger: Beryllium copper, gold plated  
 Dielectric Insulator: Teflon  
 Shielding Tube: Brass, gold plated  
 Signal Conductor: 100617-000 probe

### MATERIALS

Spring: Beryllium copper, gold plated  
 Dielectric Insulator: Teflon  
 Shielding Tube: Brass, gold plated  
 Signal Conductor: Series S, Size 00 probe  
 Coaxial Cable: RG 316

### HOW TO ORDER

<b>101097</b>	<b>X</b>	<b>X</b>
BASE PART NUMBER	TOP SIGNAL PROBE TIP	BOTTOM SIGNAL PROBE TIP

### HOW TO ORDER

<b>100526</b>	<b>ES</b>	<b>12</b>	<b>AM</b>
BASE PART NUMBER	SIGNAL PROBE TIP	CABLE LENGTH	TERMINATION
CABLE LENGTH: 12 - 12 INCHES 36 - 36 INCHES		NC: No CONNECTOR AM: SMA MALE AF: SMA FEMALE	

\* WHEN ORDERING WITH A PREATTACHED CONNECTOR, PLEASE NOTE THAT THE CONNECTOR WILL NOT FIT THROUGH THE PROBE MOUNTING HOLE. THE PROBE MUST BE INSERTED FROM THE BOTTOM SIDE OF THE MOUNTING PLATE.

CONSULT IDI FOR MORE INFORMATION.

Specifications subject to change without notice. Dimensions in inches (millimeters)