THIS DRAWING IS UNPUBLISHED. RELEASED FOR PUBLICATION 20
© COPYRIGHT 20 BY - ALL RIGHTS RESERVED.

REVISIONS					
P	LTR	DESCRIPTION	DATE	DWN	APVD
	B2	REVISED PER ECR-16-011494	20JUN2017	NK	CX

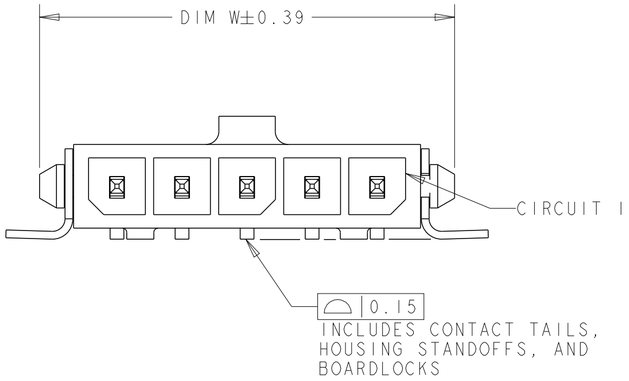

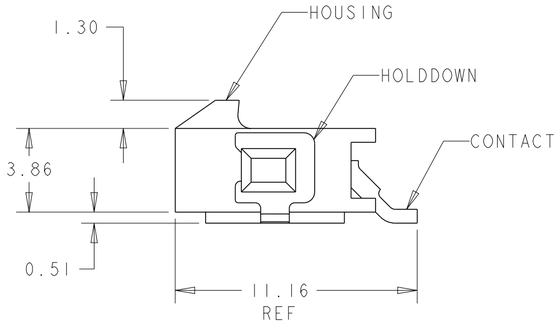

1. MATERIAL: CONTACTS - BRASS
HOUSING - UL 94V-O RATED HIGH TEMP NYLON, COLOR BLACK.
HOLDDOWNS: - PHOSPHOR BRONZE.

2. PLATING: CONTACTS - 0.38µm MINIMUM GOLD ON MATING END, 2.54µm MINIMUM TIN LEAD ON SOLDER TAILS, BOTH OVER 1.27µm MINIMUM NICKEL.
HOLDDOWNS: 2.54µm MINIMUM TIN-LEAD OVER 1.27µm MINIMUM NICKEL.

4. RECOMMENDED PC BOARD THICKNESS OF 1.57.

5. PLATING: CONTACTS - 0.38µm MINIMUM GOLD ON MATING END, 2.54µm MINIMUM MATTE TIN ON SOLDER TAILS, BOTH OVER 1.27µm MINIMUM NICKEL.
HOLDDOWNS: 2.54µm MINIMUM MATTE TIN OVER 1.27µm MINIMUM NICKEL.

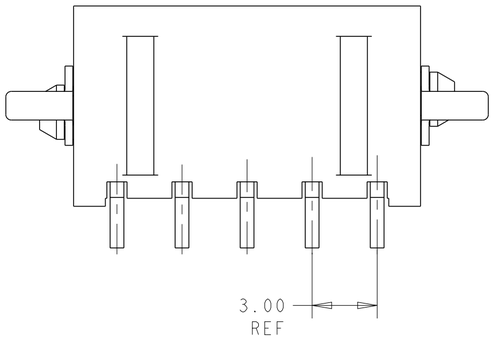

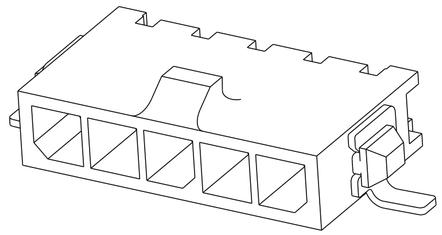

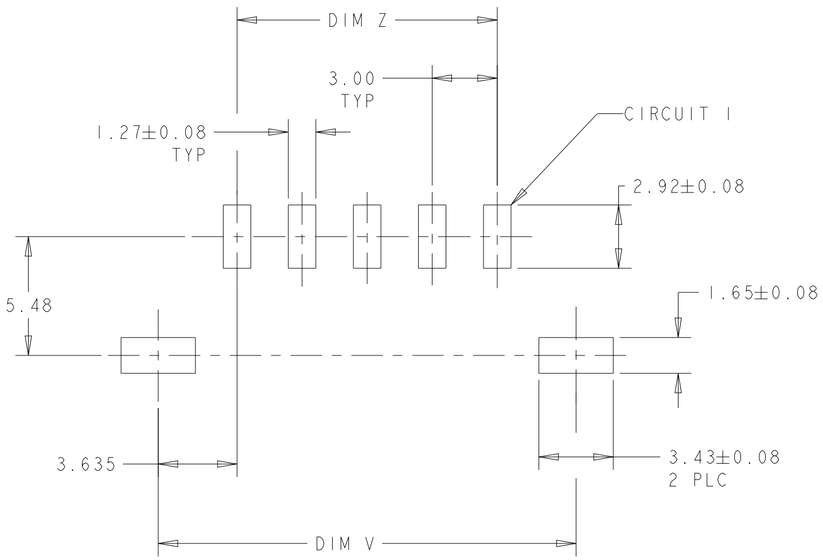

PCB LAYOUT COMPONENT SIDE 4

	FINISH	DIM Z	DIM V	DIM W	NO. OF POSN	PART NUMBER
	5	33.00	40.41	40.00	12	3-1445091-2
	5	30.00	37.41	37.00	11	3-1445091-1
	5	27.00	34.41	34.00	10	3-1445091-0
	5	24.00	31.41	31.00	9	2-1445091-9
	5	21.00	28.41	28.00	8	2-1445091-8
	5	18.00	25.41	25.00	7	2-1445091-7
	5	15.00	22.41	22.00	6	2-1445091-6
	5	12.00	19.41	19.00	5	2-1445091-5
	5	9.00	16.41	16.00	4	2-1445091-4
	5	6.00	13.41	13.00	3	2-1445091-3
	5	3.00	10.41	10.00	2	2-1445091-2
SUPERSEDED BY 3-1445091-2	2	33.00	40.41	40.00	12	~~1-1445091-2~~
SUPERSEDED BY 3-1445091-1	2	30.00	37.41	37.00	11	~~1-1445091-1~~
SUPERSEDED BY 3-1445091-0	2	27.00	34.41	34.00	10	~~1-1445091-0~~
SUPERSEDED BY 2-1445091-9	2	24.00	31.41	31.00	9	~~1445091-9~~
SUPERSEDED BY 2-1445091-8	2	21.00	28.41	28.00	8	~~1445091-8~~
SUPERSEDED BY 2-1445091-7	2	18.00	25.41	25.00	7	~~1445091-7~~
SUPERSEDED BY 2-1445091-6	2	15.00	22.41	22.00	6	~~1445091-6~~
SUPERSEDED BY 2-1445091-5	2	12.00	19.41	19.00	5	~~1445091-5~~
SUPERSEDED BY 2-1445091-4	2	9.00	16.41	16.00	4	~~1445091-4~~
SUPERSEDED BY 2-1445091-3	2	6.00	13.41	13.00	3	~~1445091-3~~
SUPERSEDED BY 2-1445091-2	2	3.00	10.41	10.00	2	~~1445091-2~~

THIS DRAWING IS A CONTROLLED DOCUMENT.

DIMENSIONS: mm

TOLERANCES UNLESS OTHERWISE SPECIFIED:
0 PLC ±-
1 PLC ±-
2 PLC ±0.13
3 PLC ±-
4 PLC ±-
ANGLES ±-

MATERIAL 1

FINISH SEE TABLE

DWN J.ROOT 09OCT2000
CHK K. WHITAKER 17-APR-2001
APVD C. JONES 17-APR-2001
PRODUCT SPEC -
APPLICATION SPEC -
WEIGHT -

TE Connectivity

NAME RIGHT ANGLE SURF MOUNT HEADER ASSY, 0.38 MIC GOLD CONTACTS, W/SURF MNT HOLDDONWS,SGL ROW,MICRO MATE-N-LOK™

SIZE A2 | CAGE CODE 00779 | DRAWING NO C-1445091 | RESTRICTED TO -

CUSTOMER DRAWING | SCALE 5:1 | SHEET 1 OF 1 | REV B2

1471-9 (3/13)