



Ultra Low Profile Common Mode Choke 0805



- For noise suppression in super high speed signal lines: USB 3.x, HDMI 2.0, HDBaseT™, DisplayPort, DVI, etc.; and in high speed differential signal lines: USB 2.0, IEEE1394, LVDS, etc.
- Up to 6.5 GHz differential mode 3 dB cutoff frequency; up to 35 dB common mode noise attenuation in GHz range
- Lowest profile 0805 common mode choke – 0.93 mm tall

Core material Ferrite
Environmental RoHS compliant
Terminations Matte tin over nickel over silver-palladium-glass frit.
Weight 9.0 – 13.0 mg
Ambient temperature –40°C to +125°C with Irms current.
Maximum part temperature 140°C
Storage temperature Component: –40°C to +140°C.
 Tape and reel packaging: –40°C to +80°C
Resistance to soldering heat Max three 40 second reflows at +260°C, parts cooled to room temperature between cycles
Moisture Sensitivity Level (MSL) 1 (unlimited floor life at <30°C / 85% relative humidity)
Failures in Time (FIT) / Mean Time Between Failures (MTBF) 38 per billion hours / 26,315,789 hours, calculated per Telcordia SR-332
Packaging 2000/7" reel; 7500/13" reel; Plastic tape: 8 mm wide, 0.23 mm thick, 4 mm pocket spacing, 1.07 mm pocket depth
PCB washing Tested to MIL-STD-202 Method 215 plus an additional aqueous wash. See [Doc787_PCB_Washing.pdf](#).

Part number ¹	Common mode peak impedance (kOhms)	Cutoff frequency ² (GHz)	Common mode attenuation typ (dB)			Inductance ³ min (nH)	DCR max ⁴ (Ohms)	Isolation ⁵ (Vrms)	Irms ⁶ (mA)
			10 MHz	100 MHz	500 MHz				
0805USBN-121MR_	0.14 @ 2.6 GHz	6.4	0.04	0.5	5.0	14	0.11	250	500
0805USBN-271MR_	0.30 @ 2.5 GHz	5.1	0.09	1.4	10.0	30	0.14	250	500
0805USBN-481MR_	0.60 @ 3.0 GHz	3.4	0.13	3.5	14.7	53	0.22	250	500
0805USBN-701MR_	0.79 @ 2.0 GHz	3.4	0.18	5.3	17.4	77	0.235	250	500
0805USBN-941MR_	1.28 @ 1.4 GHz	3.5	0.30	7.6	21.1	105	0.27	250	500
0805USBN-132MR_	1.61 @ 1.2 GHz	2.3	0.50	10.0	24.4	140	0.32	250	500
0805USBN-162MR_	2.00 @ 1.0 GHz	1.5	0.78	12.1	27.3	182	0.37	250	450
0805USBN-222MR_	2.47 @ 0.96 GHz	1.7	1.14	14.0	30.0	252	0.63	250	350

1. When ordering, please specify **packaging** code:

0805USBN-222MRC

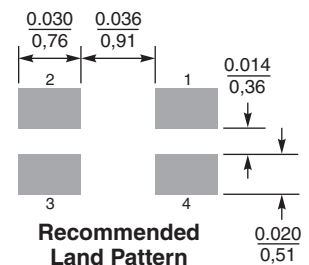
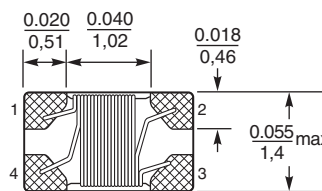
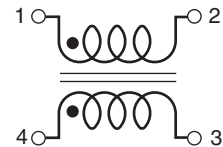
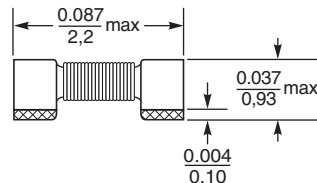
Packaging: C = 7" machine-ready reel. EIA-481 embossed plastic tape (2000 parts per full reel).

B = Less than full reel. In tape, but not machine ready. To have a leader and trailer added (\$25 charge), use code letter C instead.

D = 13" machine-ready reel. EIA-481 embossed plastic tape (7500 parts per full reel).

2. Frequency at which the differential mode attenuation equals –3 dB
3. Inductance measured at 100 MHz using an Agilent/HP 4286A impedance analyzer and a Coilcraft SMD-A fixture.
4. DCR is specified per winding.
5. Winding to winding isolation (hipot) tested for one minute.
6. Current per winding that causes a 15°C rise from 25°C ambient.
7. Electrical specifications at 25°C.

Refer to Doc 362 "Soldering Surface Mount Components" before soldering.



Dimensions are in $\frac{\text{inches}}{\text{mm}}$

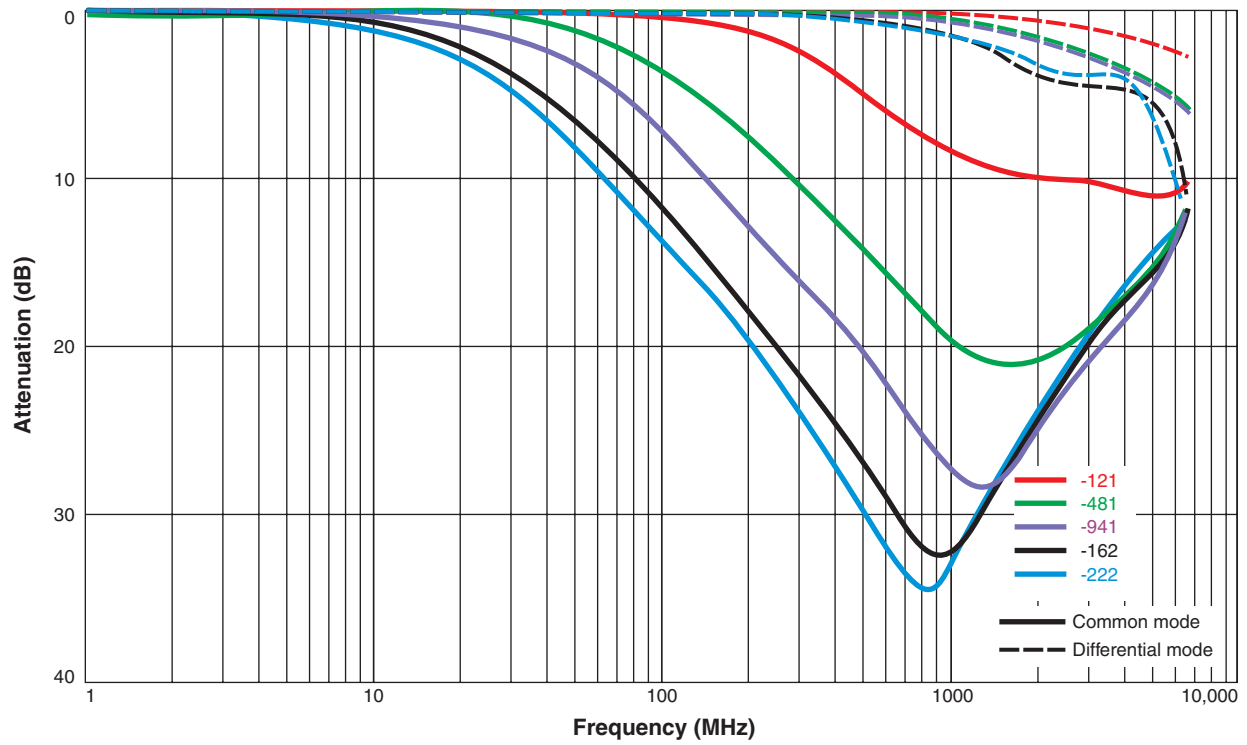
Recommended Land Pattern

Designer's Kit C470 contains 10 each of all 0603USB, 0805USB, 0805USBF, 0805USBN and 1206USB parts



Ultra Low Profile Common Mode Choke – 0805

Typical Attenuation (Ref: 50 Ohms)



Typical Impedance vs Frequency



US +1-847-639-6400 sales@coilcraft.com
UK +44-1236-730595 sales@coilcraft-europe.com
Taiwan +886-2-2264 3646 sales@coilcraft.com.tw
China +86-21-6218 8074 sales@coilcraft.com.cn
Singapore + 65-6484 8412 sales@coilcraft.com.sg

Document 1304-2 Revised 06/07/16
 © Coilcraft Inc. 2018
 This product may not be used in medical or high risk applications without prior Coilcraft approval. Specification subject to change without notice. Please check web site for latest information.