


# Dual Inductor for Class D RA7231-AL



- AEC-Q200 Grade 1 qualified
- Dual inductors for use in Class D output filters
- A single shielded package contains both coils.
- Very low magnetic coupling
- Designed for 40 Watts into 2 Ohm load
- Less than 1% drop in inductance up to 12.3 A

**Core material** Ferrite

**Terminations** RoHS compliant tin-silver (96.5/3.5) over copper.

**Weight** 12.3 g

**Ambient temperature** -40°C to +125°C with Irms current

**Maximum part temperature** +165°C (Ambient + temperature rise)

**Storage temperature** Component: -40°C to +165°C.

Tape and reel packaging: -40°C to +80°C

**Resistance to soldering heat** Max three 40 second reflows at

+260°C, parts cooled to room temperature between cycles

**Moisture Sensitivity Level (MSL)** 1 (unlimited floor life at <30°C / 85% relative humidity)

**Failures in Time (FIT) / Mean Time Between Failures (MTBF)**

38 per billion hours / 26,315,789 hours, calculated per Telcordia SR-332

**Tape and reel packaging** 150/13" reel Plastic tape: 32 mm wide, 0.5 mm thick, 24 mm pocket spacing, 16.1 mm pocket depth

**PCB washing** Tested to MIL-STD-202 Method 215 plus an additional aqueous wash. See [Doc787\\_PCB\\_Washing.pdf](#).

Part number <sup>1</sup>	Inductance <sup>2</sup> ±10% (µH)	DCR max <sup>3</sup> (mOhms)	SRF typ <sup>4</sup> (MHz)	Isat (A) <sup>5</sup>			Irms (A) <sup>6</sup>		
				10% drop	20% drop	30% drop	20°C rise	40°C rise	
RA7231-AL_	L1	5.0	6.0	34	15.5	16.6	17.6	7.6	10.6
	L2	5.0	6.0	34	15.5	16.6	17.6		

1. When ordering, please specify **packaging** code:

RA7231-ALD

**Packaging:** D = 13" machine-ready reel. EIA-481 embossed plastic tape.

B = Less than full reel. In tape, but not machine ready.

To have a leader and trailer added (\$25 charge), use code letter D instead.

2. Inductance measured at 100 kHz, 1.0 Vrms, 0 Adc using an Agilent/HP 4284A impedance analyzer. Minimum inductance is 4.5 µH at 11.5 Adc.

3. DCR is for each winding, measured on a micro-ohmmeter.

4. SRF measured using Agilent/HP 8753D network analyzer.

5. DC current (typical) at which the inductance drops the specified amount from its value without current.

6. Current applied to windings at the same time that causes the specified temperature rise from 25°C ambient.

7. Electrical specifications at 25°C.

Refer to Doc 362 "Soldering Surface Mount Components" before soldering.



www.coilcraft.com

**US** +1-847-639-6400 sales@coilcraft.com

**UK** +44-1236-730595 sales@coilcraft-europe.com

**Taiwan** +886-2-2264 3646 sales@coilcraft.com.tw

**China** +86-21-6218 8074 sales@coilcraft.com.cn

**Singapore** + 65-6484 8412 sales@coilcraft.com.sg

Document 1254-1 Revised 04/05/16

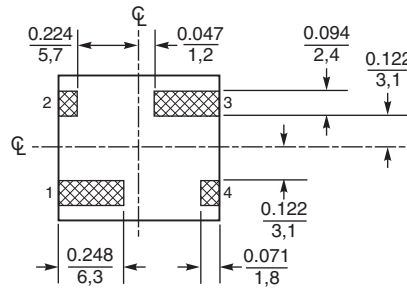
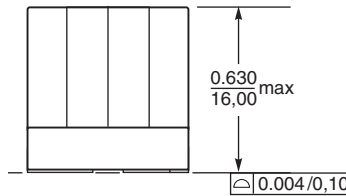
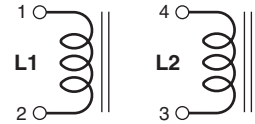
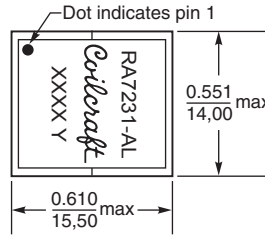
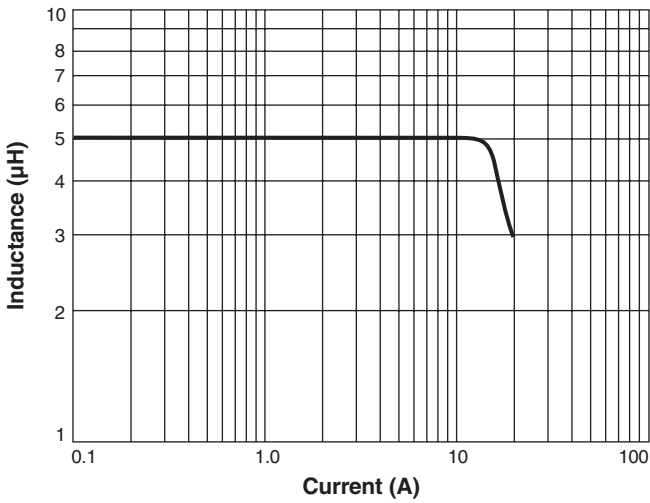
© Coilcraft Inc. 2016

This product may not be used in medical or high risk applications without prior Coilcraft approval. Specification subject to change without notice. Please check web site for latest information.

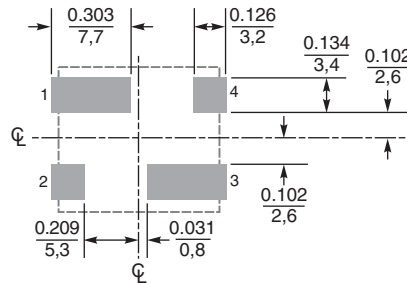


# Class D Dual Inductor – RA7231-AL

## L vs Current



### Recommended Land Pattern



Dimensions are in  $\frac{\text{inches}}{\text{mm}}$