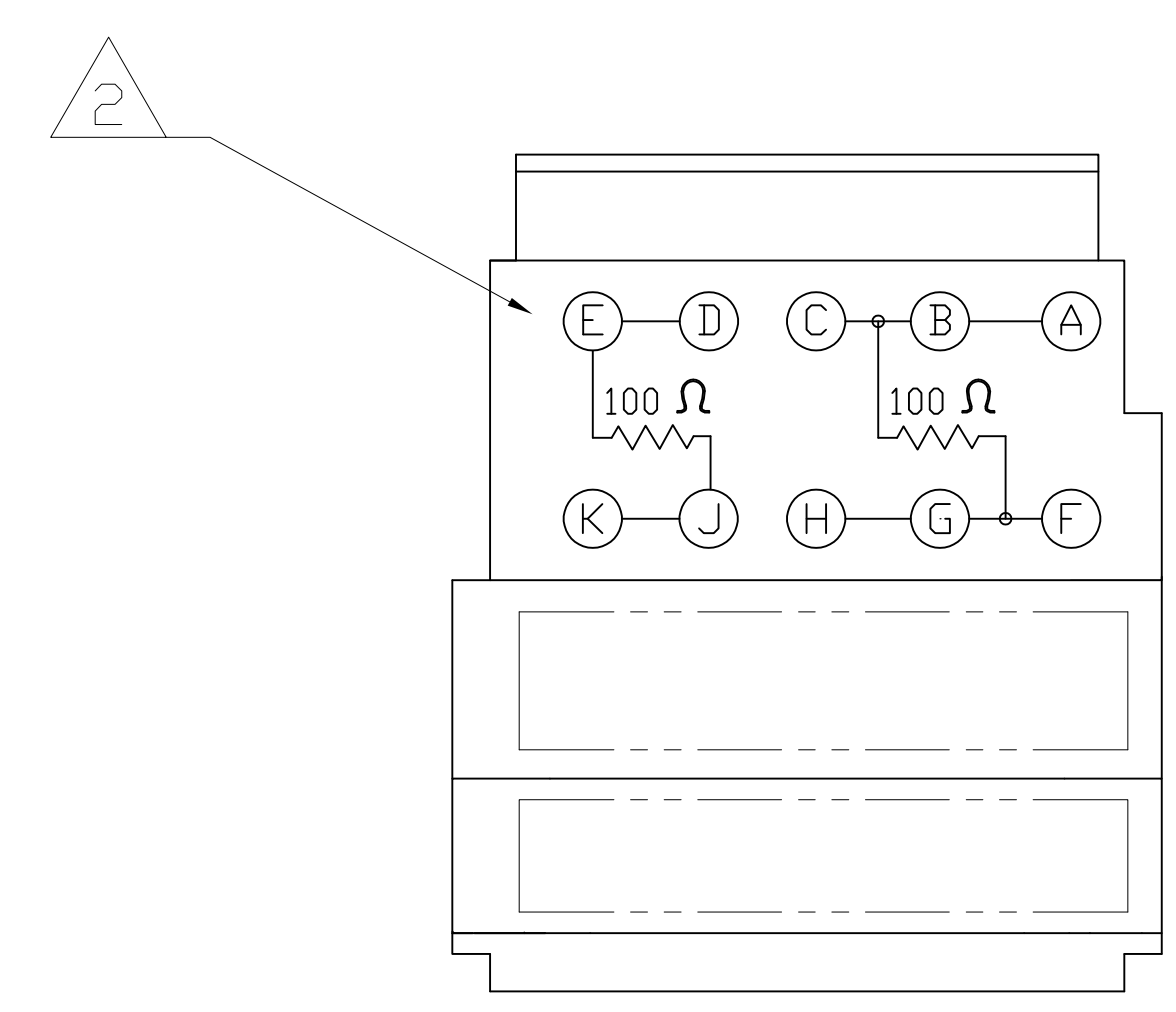
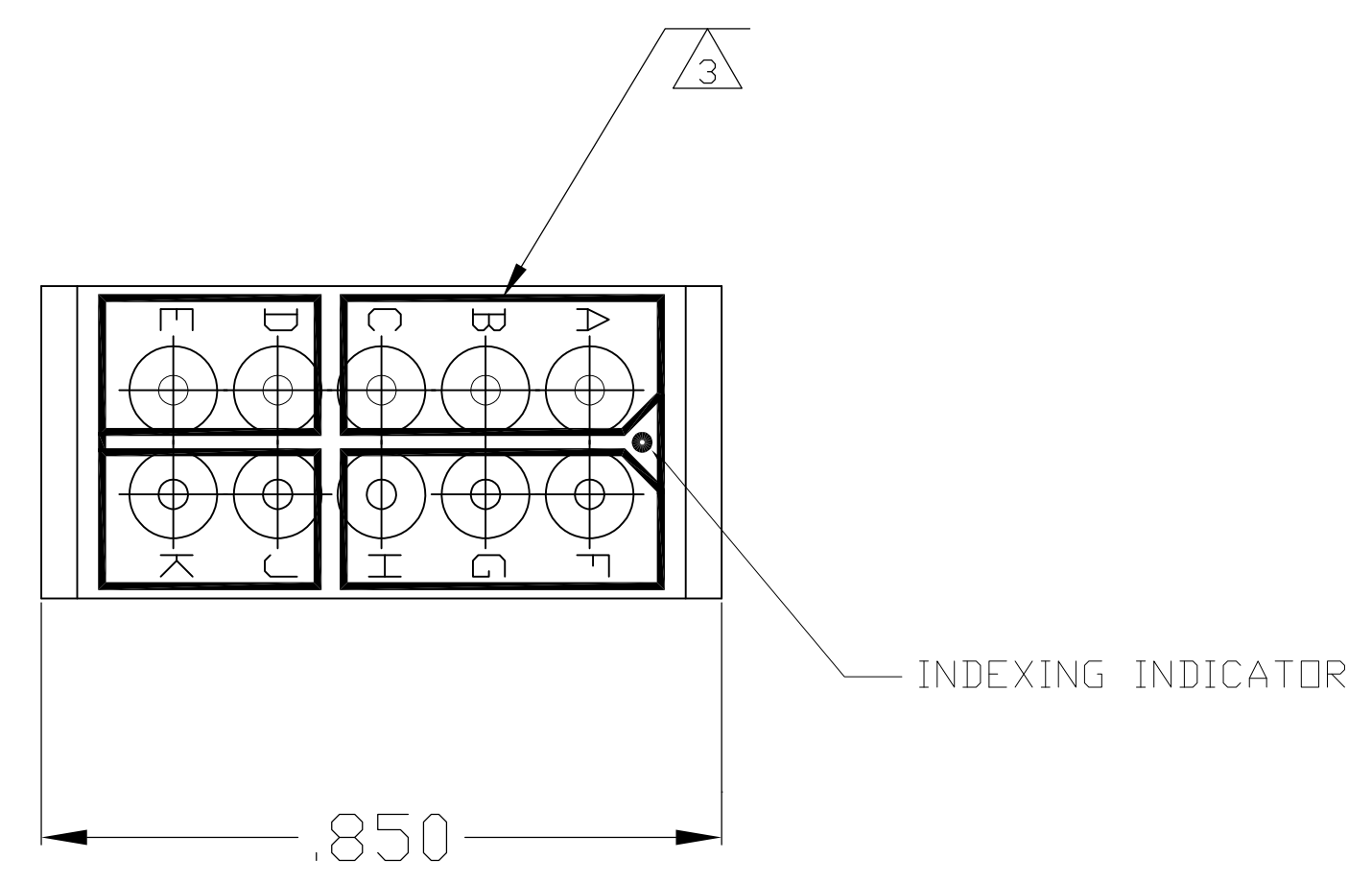


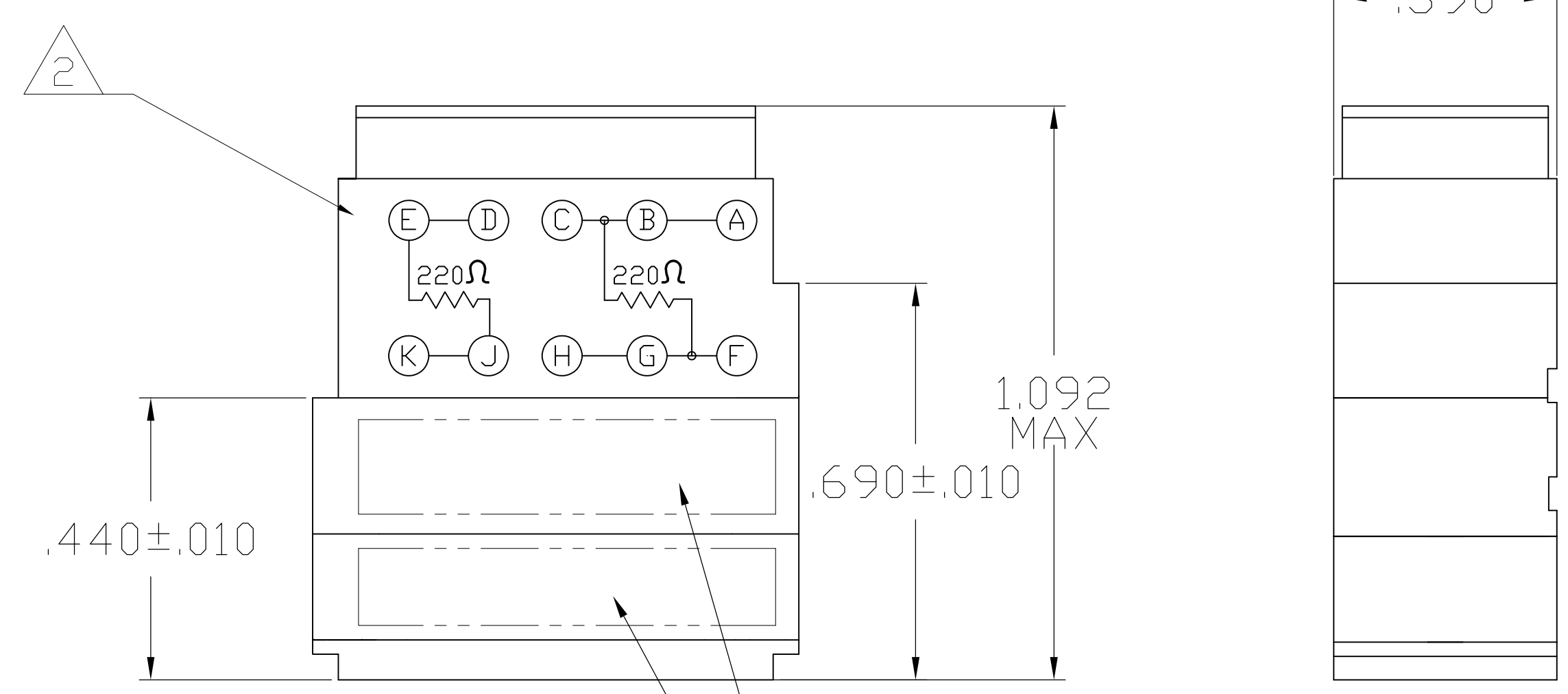
DESCRIPTION	MATERIAL	FINISH
MODULE ASSEMBLY	EPOXY EPIALL 1908-B OR E484 OR FIBERITE E-8354	COLOR: BLACK
GROMMET	FLUORSILICONE RUBBER 70/30 BLEND	COLOR: RED
CONTACT SOCKET	BERYLLIUM COPPER PER ASTM-B-194	GOLD PLATE PER MIL-G-45204
RETAINING CLIP	BERYLLIUM COPPER PER ASTM-B-194 OR STAINLESS STEEL PER QQ-S-766	NONE
RESISTOR (-1)	RLR07C2200JM (QTY=2)	220 OHM
RESISTOR (-2)	RLR07C1000JM (QTY=2)	100 OHM
WAFER	LAMINATED PHENOLIC PER MIL-P-18177; TYPE GEE	--

LOC	DIST	REVISIONS							
DF	AO	REV	PER	ECO	DATE	DRN	APVD		
		C	REV	PER	ECO	08-023820	06NOV08	PK	DE

- 1. MODULE MARKED WITH AMP, AMP PART NO. AND DATE CODE IN THIS APPROX. AREA WITH .060 HIGH CHARS.
- 2. MODULE ASSEMBLY MARKED WITH SCHEMATIC DIAGRAM IN THIS AREA.
- 3. BUSSING ARRANGEMENT MARKED IN THIS AREA.
- 4. PIN CONTACTS AND SEALING PLUGS ARE NOT INCLUDED IN THIS ASSY. THEY MUST BE ORDERED SEPARATELY:  
PIN CONTACT NUMBER: 2-592404-1  
SEALING PLUG NUMBER: 592104-1



591839-2  
(100 OHM)



591839-1  
(220 OHM)

100 OHM	591839-2
220 OHM	591839-1
DESCRIPTION	PART NO.

THIS DRAWING IS A CONTROLLED DOCUMENT.		DWN	08AUG99	Tyco Electronics Corporation	
DIMENSIONS: INCHES		C.C. THOMAS	10-5-99	Harrisburg, Pa 17105-3608	
TOLERANCES UNLESS OTHERWISE SPECIFIED:		CHK	D. MILLER	NAME	
0. PLC	± .005	APRD	D. MILLER	PRODUCT SPEC	
1. PLC	± .005			APPLICATION SPEC	
2. PLC	± .005			RESTRICTED TO	
3. PLC	± .005			SIZE	
4. PLC	± .005			CAGE CODE	
ANGLES	± .005			DRAWING NO	
FINISH	± .005			DRAWING NO	
MATERIAL		WEIGHT		A1 00779	
CUSTOMER DRAWING		SCALE		4:1	
		SHEET		1 OF 1	
		REV		C	