

4

3

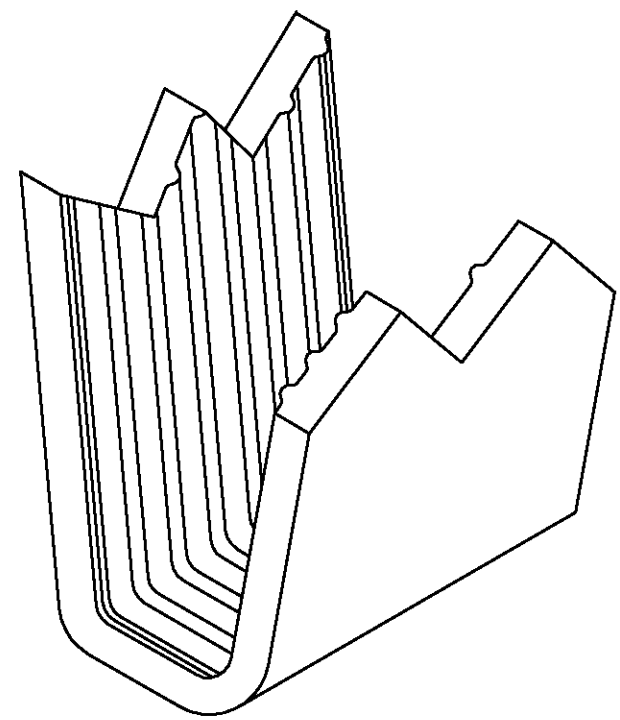
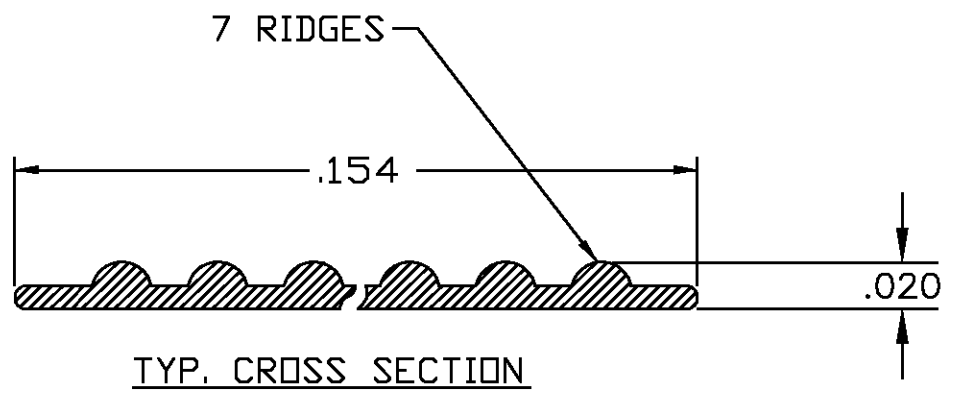
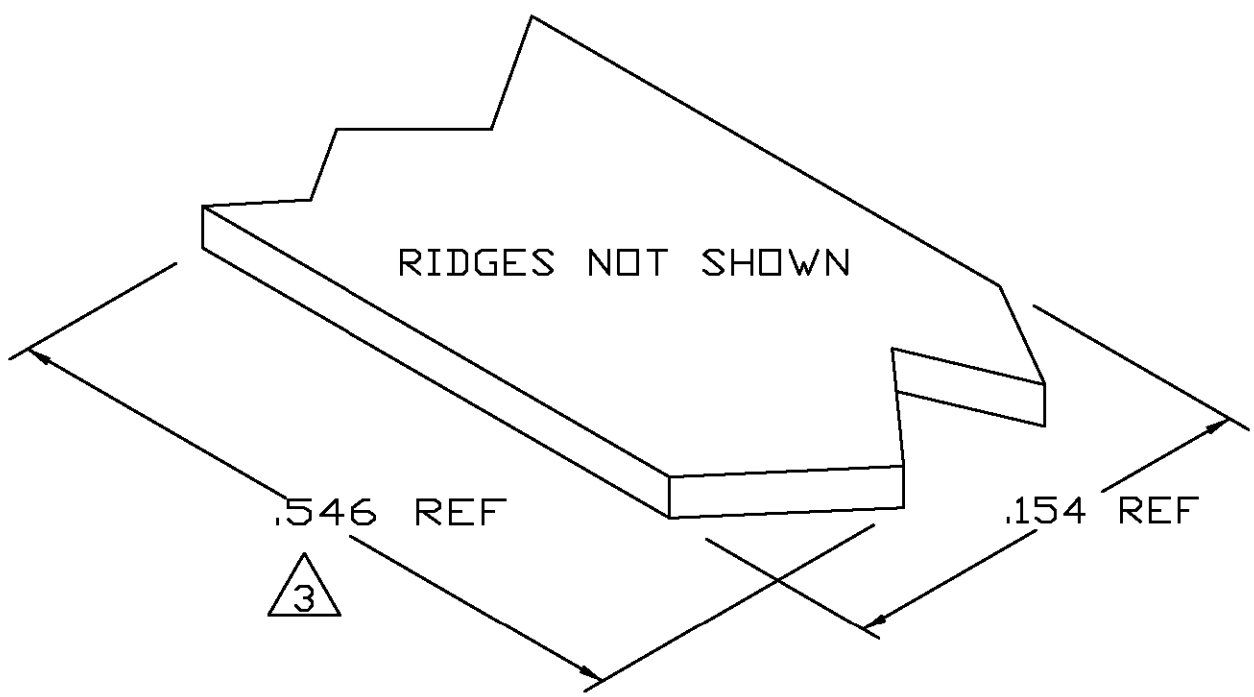
2

1

THIS DRAWING IS UNPUBLISHED. RELEASED FOR PUBLICATION  
 © COPYRIGHT - BY TYCO ELECTRONICS CORPORATION. ALL RIGHTS RESERVED.

LOC	DIST	REVISIONS			
P	LTR	DESCRIPTION	DATE	DWN	APVD
AF	50	0	TRANSFERED TO TYCO FORMAT	26SEP02	MF EH

- 1 CRIMPBAND MATERIAL PROVIDED IN CONTINUOUS STRIP.
- 2 REFERENCE DESCRIPTIVE PART NUMBER L165D20B.
- 3 BLANK LENGTH DETERMINED BY 165 TOOLSET.



PARTIAL FORMED VIEW (REF)  
 FORMED BY APPLICATION TOOLING

1601755-1  
 PART NUMBER

THIS DRAWING IS A CONTROLLED DOCUMENT.		DWN MICHAEL S. FEHER 26SEP2002	Tyco Electronics Corporation Harrisburg, PA 17105-3608			
DIMENSIONS: INCHES	TOLERANCES UNLESS OTHERWISE SPECIFIED:	CHK EDWARD HOWARD 26SEP2002	NAME -			
	0 PLC ± -	APVD EDWARD HOWARD 26SEP2002	PRODUCT SPEC -			
	1 PLC ± -	PRODUCT SPEC	APPLICATION SPEC -			
MATERIAL UNS C26000 BRASS	FINISH NONE	WEIGHT -	SIZE A3	CAGE CODE 00779	DRAWING NO 1601755	RESTRICTED TO -
		CUSTOMER DRAWING		SCALE 1:1	SHEET 1 OF 1	REV 0