



# Grove - I2C FM Receiver User Manual

Release date: 2015/9/22

Version: 1.0

Wiki: [http://www.seeedstudio.com/wiki/Grove\\_-\\_I2C\\_FM\\_Receiver](http://www.seeedstudio.com/wiki/Grove_-_I2C_FM_Receiver)

Bazaar: [http://www.seeedstudio.com/depot/Grove-I2C-FM-Receiver-p-1953.html?cPath=25\\_128](http://www.seeedstudio.com/depot/Grove-I2C-FM-Receiver-p-1953.html?cPath=25_128)

## Document Revision History

---

Revision	Date	Author	Description
1.0	Sep 22, 2015	Loovee	Create file

## Contents

Document Revision History .....	2
1. Introduction .....	2
2. Features .....	3
3. Usage .....	4
3.1 Hardware Installation .....	4
3.2 Software Part .....	4
4. Resources .....	6

### *Disclaimer*

*For physical injuries and possessions loss caused by those reasons which are not related to product quality, such as operating without following manual guide, natural disasters or force majeure, we take no responsibility for that.*

*Under the supervision of Seeed Technology Inc., this manual has been compiled and published which covered the latest product description and specification. The content of this manual is subject to change without notice.*


### *Copyright*

*The design of this product (including software) and its accessories is under tutelage of laws. Any action to violate relevant right of our product will be penalized through law. Please consciously observe relevant local laws in the use of this product.*

## 1. Introduction

---

Grove - I2C FM Receiver is a wideband FM receiver module, this module is based on RDA5807M. The RDA5807M series is the newest generation single-chip broadcast FM stereo radio tuner with fully integrated synthesizer. The RDA5807M series has a powerful low-IF digital audio processor. The Grove - I2C FM Receiver has a headset jack, so it can connect to earphones or audio.



## 2. Features

---

- Grove interface
- Support worldwide frequency band: 50 - 115MHz
- Support RDS/RBDS
- Lower power consumption
- Headsets interface
- Digital auto gain control
- Input voltage: 3.3V - 5V

## 3. Usage


---

We can change channel by Grove - Button and adjust volume by Grove - Rotary

### 3.1 Hardware Installation

*Part lists :*

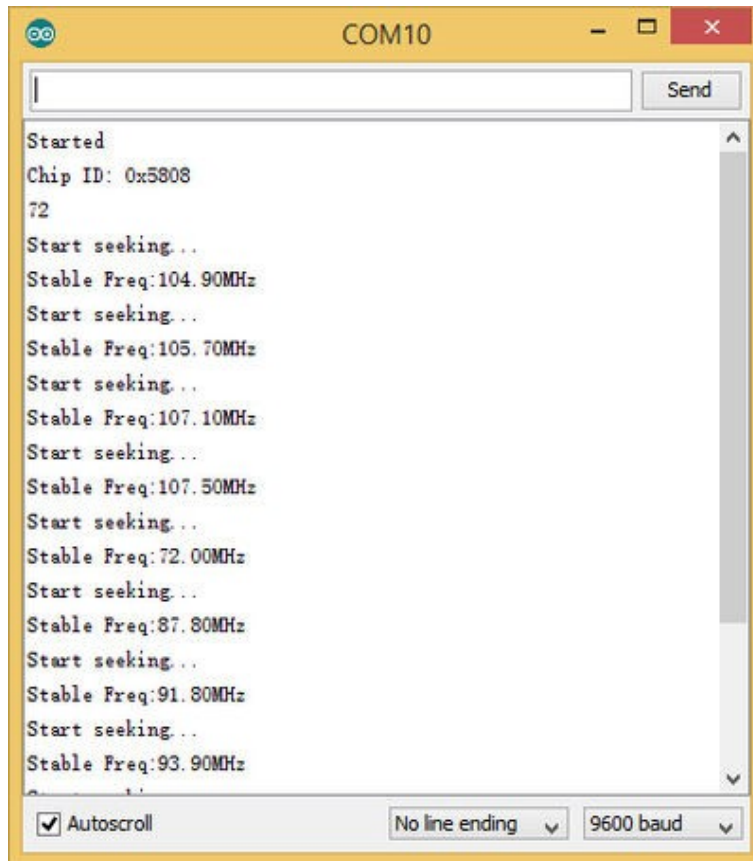
- Seeeduino Lotus
- Grove - I2C FM Receiver
- Grove – Button
- Grove – Rotary
- Earphone



### 3.2 Software Part

- 1) Download the code [I2C FM Receiver](#);
- 2) Unzip it into the libraries file of Arduino IDE by the path: `..\arduino-1.0.5\libraries`.
- 3) Open the code directly by the path: File -> Example -> I2C\_FM\_Receiver
- 4) Upload the code. Note that you should select the correct board type and COM port.

You can see Center Frequency:





## 4. Resources

---

- [Grove - I2C FM Receiver v1.0 Eagle File](#)
- [v1.0 Schematic in pdf](#)
- [Datasheet of RDA5807M](#)
- [Grove - I2C FM Receiver v1.1 Eagle File](#)