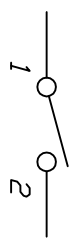
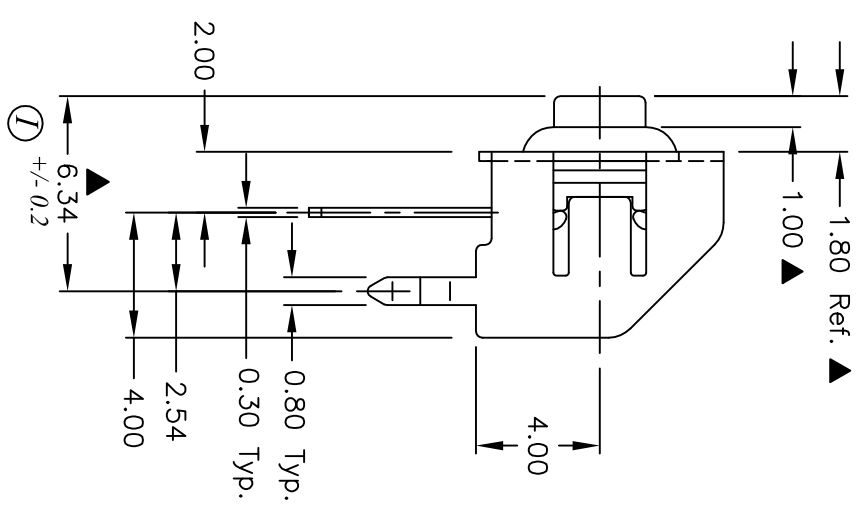
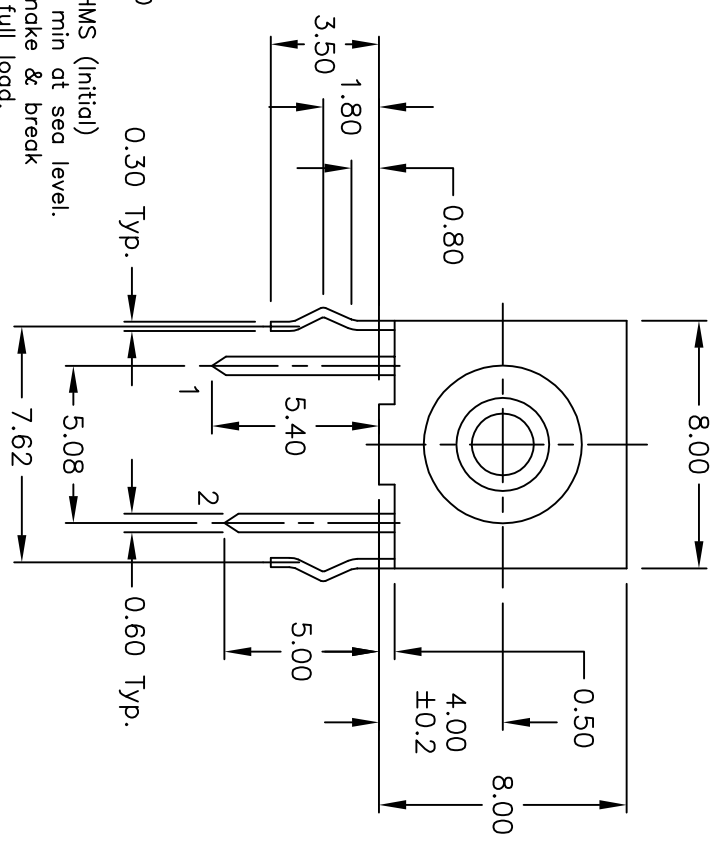


RECOMMENDED P.C.B. LAYOUT



CIRCUIT: SPST
CONTACT CONFIGURATION



- NOTES:
1. ALL DIMENSIONS IN MM
 2. GENERAL TOLERANCE: X.XX=±0.4
X.XXX=±0.25
 3. TERM. NOS. FOR REF. ONLY
 4. ACTUATION FORCE: 130±40gf
 5. TRAVEL TO MAKE: 0.3mm +0.4/0.0
 6. RATING: 30mA, @12V DC
 7. CONTACT RESISTANCE: 50 MILLI-OHMS (Initial)
 8. DIELECTRIC STRENGTH: 300 V RMS min at sea level.
 9. ELECTRICAL LIFE CYCLE: 400,000 make & break cycles at full load.
 10. ▲ DESIGNATE MAJOR DIMENSIONS.
 11. OPERATING TEMP: -40°C to +80°C
 12. 2002/95/EC (ROHS) COMPLIANT

I	18193	BUTTON LENGTH TOLERANCE CHG.	7/31/08	BLR
H	15473	WASHABLE INFO FROM DESC.	10/28/05	PH
G	12191	REVISED NOTE 9, ADD NOTE 11	5/28/02	CB
F	12148	REVISED PART DESCRIPTION	7/31/08	
REV.	ECN No.	DESCRIPTION	DATE	CHKD

THE INFORMATION CONTAINED IN THIS DOCUMENT IS PROPRIETARY TO E-SWITCH AND IS NOT TO BE COPIED OR TRANSFERRED		TITLE	SCALE	DATE	DR	DWG	REV
		GSR 6.34 F130 QP	4:1	7/31/08	BLR	L300000	I

