

6

5

4

3

2

1

E

E

D

D

C

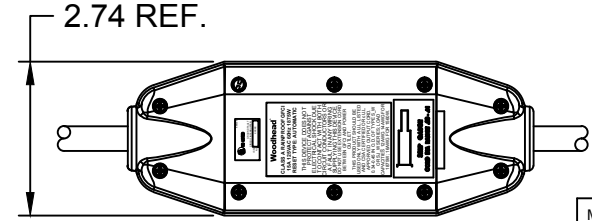
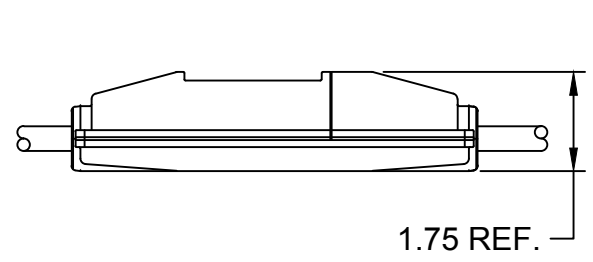
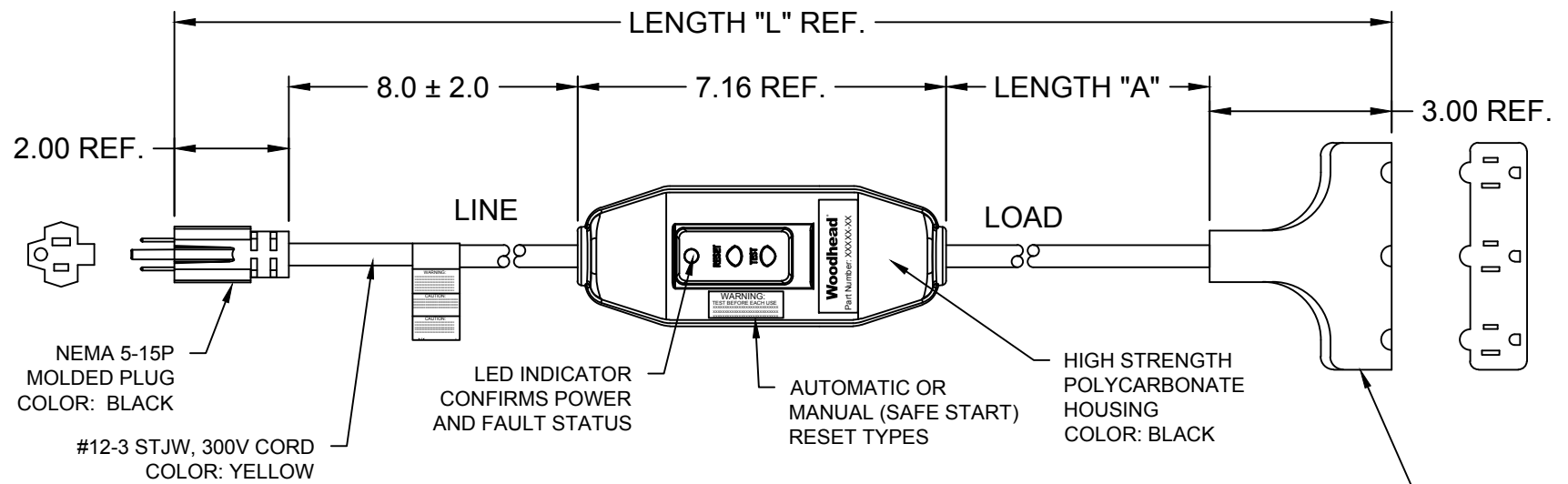
C

B

B

A

A



TECHNICAL:
 LISTED:
 RATED SUPPLY VOLTAGE:
 RATED CURRENT:
 RESET TYPE:
 OPERATING FREQUENCY:
 TYPE:
 GROUND TRIP CURRENT:
 OVERLOAD CURRENT:
 INSULATION VOLTAGE:
 ENDURANCE OPERATIONS:

UL AND cUL
 120 VAC
 UP TO 15 AMPS OR CABLE RATING
 AUTOMATIC OR MANUAL
 60 Hz
 CLASS A
 4-6 mA
 90 AMP 125 VAC
 1,500 VRMS – 1 MINUTE
 3000 OPERATIONS

MATERIAL NO.	ENGINEERING NO.	LENGTH "L"	LENGTH "A"	POWER-UP
1301530029	15050-3TTA	2 FT 8 IN	1 FT ± 1 IN	AUTO
1301530040	15050-6TTA	7 FT 8 IN	6 FT ± 2 IN	AUTO
1301530026	15050-25TTA	26 FT 8 IN	25 FT ± 2 IN	AUTO
1301530034	15050-50TTA	51 FT 8 IN	50 FT ± 4 IN	AUTO
1301530030	15050-1TTM	2 FT 8 IN	1 FT ± 1 IN	MANUAL
1301530041	15050-6TTM	7 FT 8 IN	6 FT ± 2 IN	MANUAL
1301530027	15050-25TTM	26 FT 8 IN	25 FT ± 2 IN	MANUAL
1301530035	15050-50TTM	51 FT 8 IN	50 FT ± 4 IN	MANUAL

INITIAL RELEASE EC NO: IPC2013-1078 DRWN: HRUIZ01 2013/02/06 CHKD: HKNEELAN 2014/07/22 APPR: JFMURPHY 2015/04/20	DESCRIPTION REV A	QUALITY SYMBOLS ▽=0 ▽C=0	GENERAL TOLERANCES (UNLESS SPECIFIED)		DIMENSION STYLE INCH		SCALE NTS	DESIGN UNITS INCH	THIRD ANGLE PROJECTION	
			4 PLACES	±---	±---	DRAWN BY	DATE	TITLE 120V 15A INLINE GFCI W/ TRIPLE TAP CONNECTOR NEMA 5-15		
			3 PLACES	±---	±.005	CHECKED BY	DATE			
			2 PLACES	±0.13	±.010	APPROVED BY	DATE			
1 PLACE	±0.25	±.020	JFMURPHY	2015/04/20						
			ANGULAR ±1/2°		MATERIAL NO. SEE TABLE		DOCUMENT NO. SD-130153-014		SHEET NO. 1 OF 1	
			DRAFT WHERE APPLICABLE MUST REMAIN WITHIN DIMENSIONS		SIZE A		THIS DRAWING CONTAINS INFORMATION THAT IS PROPRIETARY TO MOLEX INCORPORATED AND SHOULD NOT BE USED WITHOUT WRITTEN PERMISSION			