PART NUMBER	LED COLOR	
	POSITION 1	POSITION 2
553-0744-850F	YELLOW/GREEN	YELLOW/GREEN

REV	ECN NO	REVISIONS	DRN	CKD	APP	DATE
A	———	NEW RELEASE	TWC			

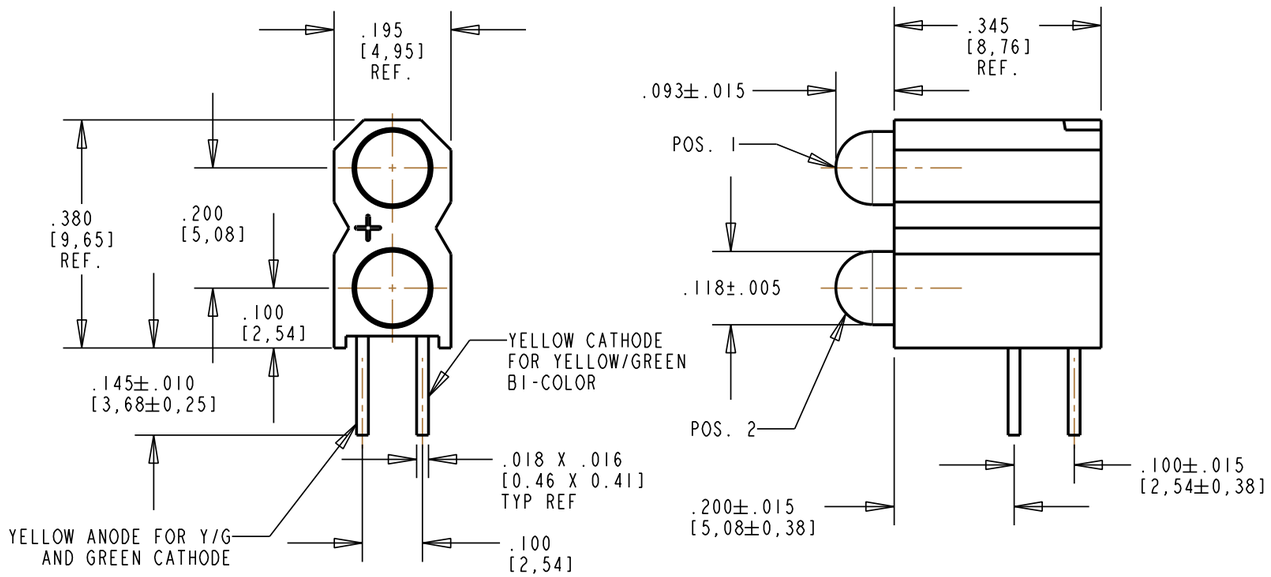

LED COLOR = GRN/YEL BI-COLOR				LED COLOR = RED/GRN BI-COLOR		
OPERATING CHARACTERISTICS AT 25°C AMBIENT						
CHARACTERISTICS	COLOR	MIN	TYP	MAX	UNITS	TEST CONDITIONS
LUMINOUS INTENSITY	GREEN	2.5	6.3		mcd	I_F = 10 mA
	YELLOW	2.5	4.3			
FORWARD VOLTAGE	GREEN		2.1	2.8	V	I_F = 20 mA
	YELLOW		2.1	2.8		
PEAK WAVELENGTH	GREEN		565		nm	
	YELLOW		585			
VIEWING ANGLE	GREEN		80		DEGREES	
	YELLOW					

ABSOLUTE MAXIMUM RATINGS AT 25°C AMBIENT	GREEN	YELLOW	UNITS
POWER DISSIPATION	100	60	mW
DERATE LINEARLY FROM 50°C	0.4	0.25	mA/°C
CONTINUOUS FORWARD CURRENT	30	20	mA
PEAK FORWARD CURRENT (1/10 DUTY CYCLE, 10 ms PULSE WIDTH)	120		mA
PEAK FORWARD CURRENT (1/10 DUTY CYCLE, 0.1 ms PULSE WIDTH)	120	80	mA
LEAD SOLDERING TEMPERATURE, 6 SEC., 1/16" FROM BASE	260		°C
LEAD SOLDERING TEMPERATURE, 5 SEC., 1/16" FROM BASE	260	260	°C
OPERATING TEMPERATURE	-55 TO +100		°C
STORAGE TEMPERATURE	-55 TO +100		°C

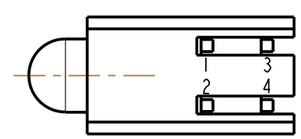

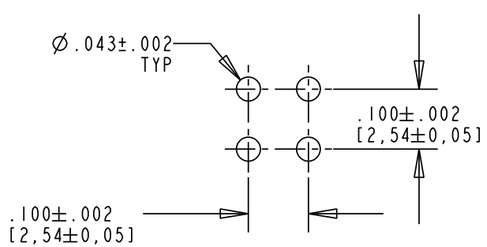

RECOMMENDED HOLE PATTERN GAUGE

RoHS Compliant 553-0744-850F Thru hole CBI

Part Numbers with the "F" suffix ending are RoHS Compliant.
Example: 553-0744-850F
Packaging is marked with "RoHS Compliant" label or equivalent markings.
Parts can be wave soldered, dip soldered or hand soldered using typical lead-free soldering process with max 260°C temp. for 5 sec.

NOTES:

1- LEADS TO FIT INTO HOLES SPACED AS PER HOLE PATTERN.
2- LED LEAD DIMENSIONS SHOWN ARE MEASURED AT HOUSING EXIT.
3- PIN NUMBERS FOR REFERENCE ONLY, DESIGNATION NON-EXISTENT ON PARTS.
4- DIALIGHT PART NUMBER: 553-0744-850F.
5. PARTS PACKAGED IN TUBE, 88 PCS/TUBE WITH END PLUGS.
RoHS COMPLIANT LABEL WITH DIALIGHT P/N, DATE CODE, QTY/TUBE.

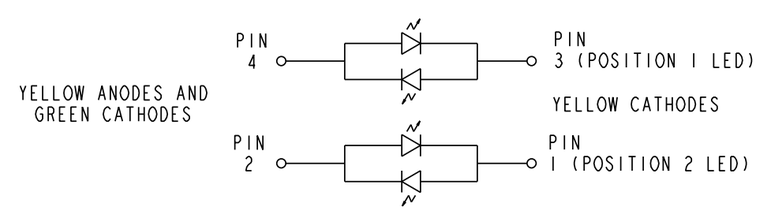

LED SCHEMATIC REF.
FOR Y/G BI-COLOR LEDS

THIS DRAWING AND THE CONTENTS HEREIN ARE CONFIDENTIAL AND THE SOLE PROPERTY OF DIALIGHT. REPRODUCTION OF THIS DRAWING OR CONSTRUCTION OF ANY PARTS WITHIN THIS DRAWING ARE FORBIDDEN WITHOUT THE WRITTEN CONSENT OF DIALIGHT.

SCALE: 4.000
ALL DIM'S IN: INCHES (MM)
TOLERANCES:
UNLESS OTHERWISE SPECIFIED
FRACTIONS: ±1/64
DECIMALS (.XX): ±.01
DECIMALS (.XXX): ±.005
DECIMALS (.XXXX): ±.0005
ANGLES: ±1°
FINISH:
FSCM 83330

DRAWING NUMBER C-17329
REV A
TITLE 3mm BI-LEVEL LED CBI
MATERIAL

Dialight
1501 ROUTE 34 SOUTH
FARMINGDALE, NJ 07727

SHEET 1 OF 1
FAMILY TABLE: