

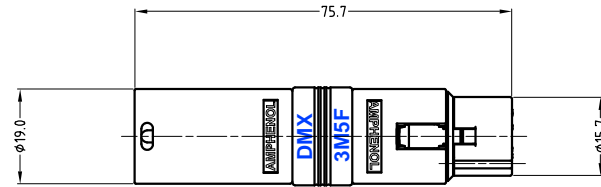
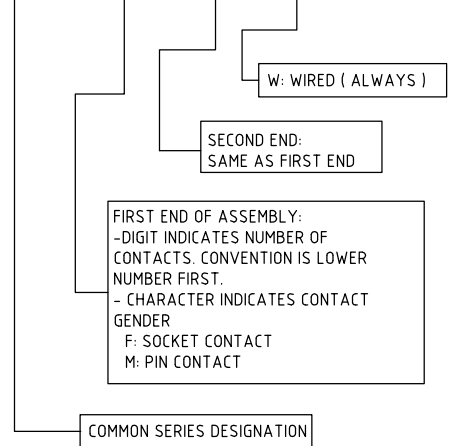
1 2 3 4 5 6 7 8

A  
B  
C  
D  
E  
F

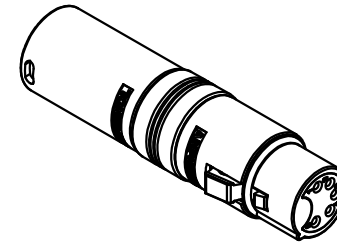
A  
B  
C  
D  
E  
F

PART NUMBER STRUCTURE

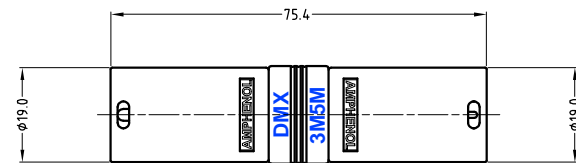
**AC3M5FW**



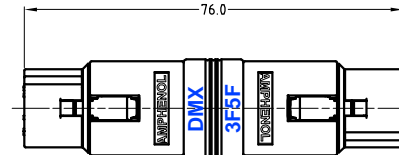
TYPICAL MALE- FEMALE ASSEMBLY



ISOMETRIC VIEW



TYPICAL MALE- MALE ASSEMBLY



TYPICAL FEMALE- FEMALE ASSEMBLY

UNLESS OTHERWISE SPECIFIED TOLERANCE TO BE		THIS DOCUMENT IS THE PROPERTY OF AMPHENOL AUSTRALIA PTY. LTD.. NO PART THEREOF MAY BE REPRODUCED AND USED WITHOUT THE PRIOR WRITTEN CONSENT OF THE OWNER				0	FIRST ISSUE	T.N	31/03/06	----
LINEAR	ANGULAR	CAD FILE: 55010341000110	DRN: T.N	DATE: 27/03/06	REV. CHANGE DETAILS		BY	DATE	CHG/No	
X ± 0.5	X° ± 1°	MATL:	CKD: P.M	DATE: 31/03/06	TITLE: AUDIO ADAPTOR ASSEMBLY CUSTOMER DWG		Amphenol			
X.X ± 0.1	X°X' ± 30'	DO NOT SCALE	FINISH:	APP'D: P.M	DATE: 31/03/06	DRAWING NO.		SHEET		
X.XX ± 0.05	X°X'X" ± 15"	DIMENSIONS IN MILLIMETRES		THIRD ANGLE PROJECTION	SCALE: 1:1	PART No: SEE NOTES	SIZE: A3	55010341-000-1	2 OF 2	

1 2 3 4 5 6 7 8