

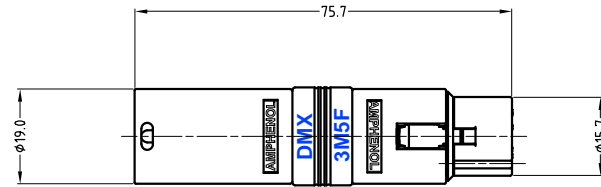
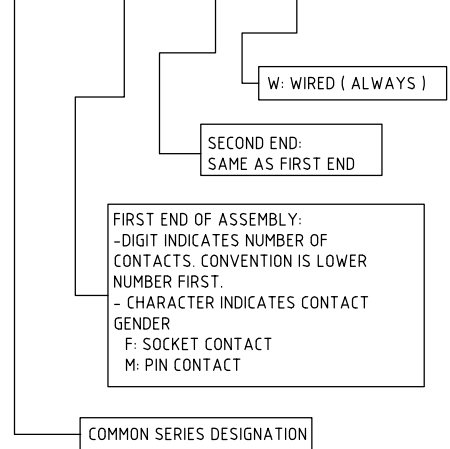
1 2 3 4 5 6 7 8

A
B
C
D
E
F

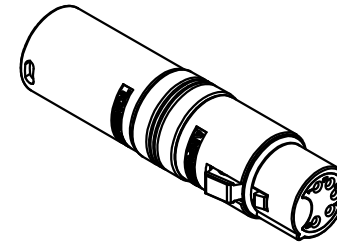
A
B
C
D
E
F

PART NUMBER STRUCTURE

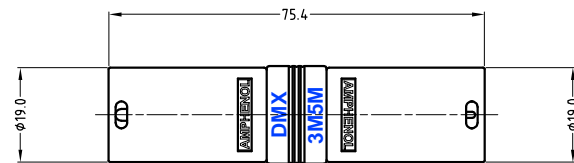
AC3M5FW



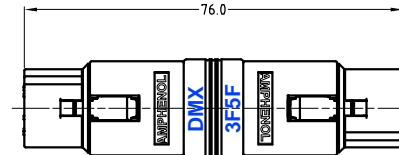
TYPICAL MALE- FEMALE ASSEMBLY



ISOMETRIC VIEW



TYPICAL MALE- MALE ASSEMBLY



TYPICAL FEMALE- FEMALE ASSEMBLY

UNLESS OTHERWISE SPECIFIED TOLERANCE TO BE		THIS DOCUMENT IS THE PROPERTY OF AMPHENOL AUSTRALIA PTY. LTD.. NO PART THEREOF MAY BE REPRODUCED AND USED WITHOUT THE PRIOR WRITTEN CONSENT OF THE OWNER				0	FIRST ISSUE	T.N	31/03/06	----
LINEAR	ANGULAR	CAD FILE: 55010341000110	DRN: T.N	DATE: 27/03/06	TITLE: AUDIO ADAPTOR ASSEMBLY CUSTOMER DWG	REV.	CHANGE DETAILS	BY	DATE	CHG/No
X ± 0.5	X° ± 1°	MATL:	CKD: P.M	DATE: 31/03/06	Amphenol Amphenol Australia Pty Ltd, 2 Fiveways Blvd, Keilorborough, Vic3173					
X.X ± 0.1	X°X' ± 30'	FINISH:	APP'D: P.M	DATE: 31/03/06		DRAWING NO.				SHEET
X.XX ± 0.05	X°X'X" ± 15"	DO NOT SCALE			DRAWING NO. 55010341-000-1					2 OF 2
DIMENSIONS IN MILLIMETRES			THIRD ANGLE PROJECTION	SCALE: 1:1	PART No: SEE NOTES	SIZE: A3				

1 2 3 4 5 6 7 8