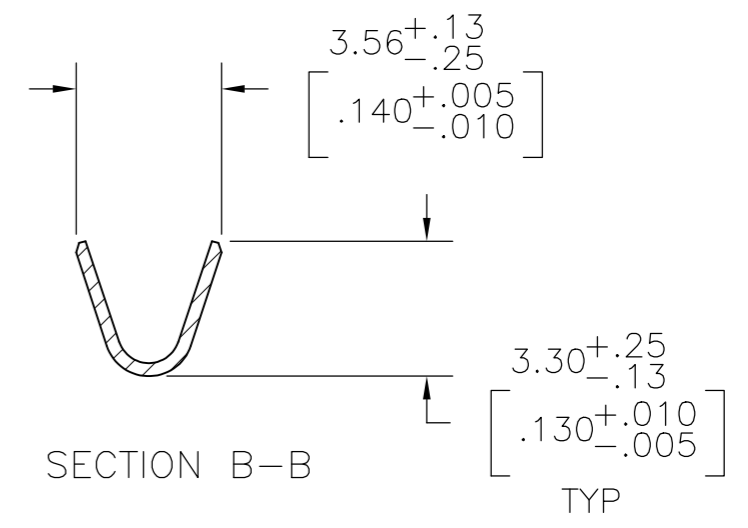
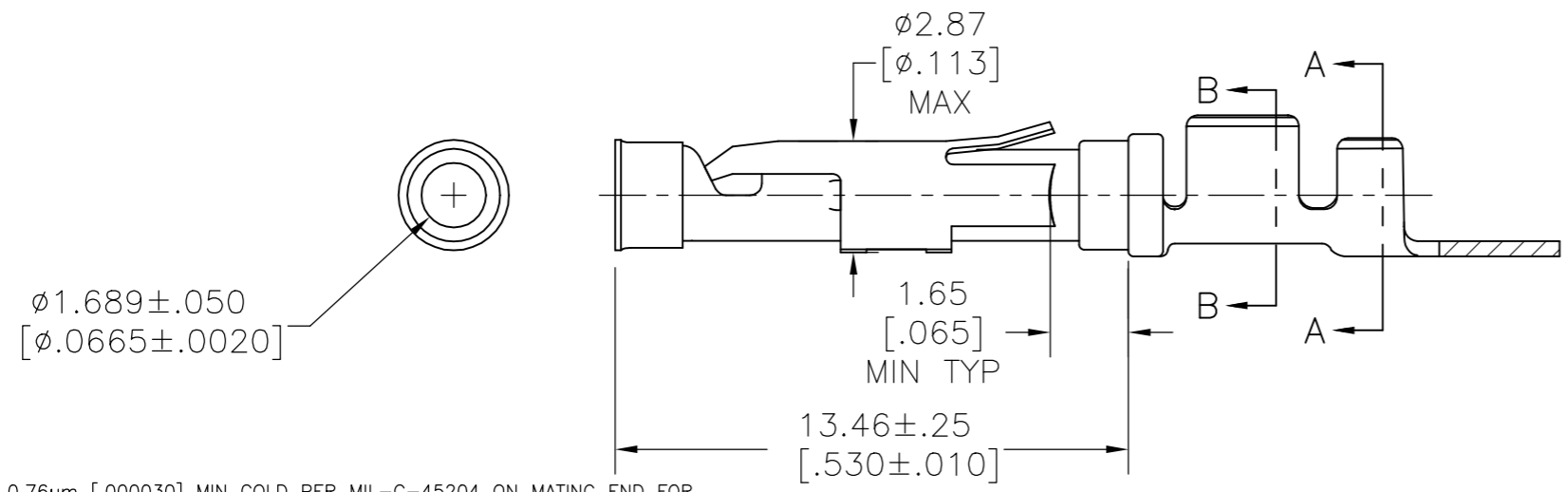
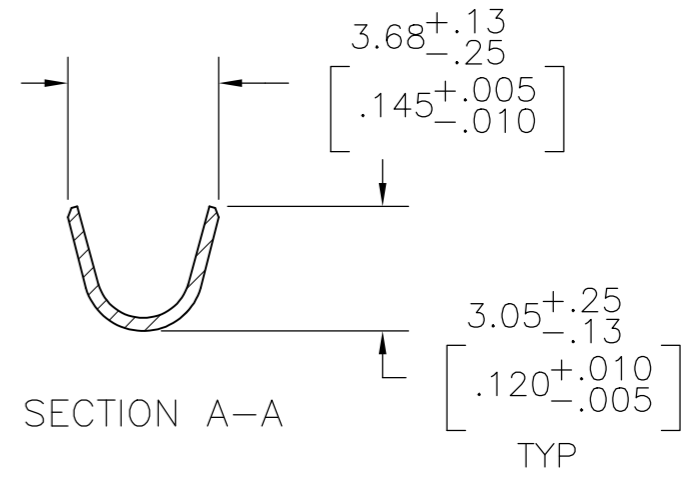


THIS DRAWING IS UNPUBLISHED. RELEASED FOR PUBLICATION
 © COPYRIGHT - By - ALL RIGHTS RESERVED.

REVISIONS					
P	LTR	DESCRIPTION	DATE	DWN	APVD
AG		REVISED PER ECO-12-012320	04JUL12	KH	MZ
AH		REVISED PER ECO-16-017885	06OCT2017	RS	MZ
AJ		REVISED PER ECO-18-008406	01JUN2018	RS	MZ



- 1 0.76µm [.000030] MIN GOLD PER MIL-G-45204 ON MATING END FOR A LENGTH OF 5.08 [.200] MIN WITH GOLD FLASH ON THE REMAINDER OVER 0.76µm [.000030] MIN NICKEL PER QQ-N-290.
- 2 1.27µm [.000050] MIN TIN-LEAD PER MIL-T-10727 OVER 0.76µm [.000030] MIN NICKEL PER QQ-N-290.
- 3 0.76µm [.000030] MIN GOLD PER MIL-G-45204 ON MATING END FOR A LENGTH OF 5.08 [.200] MIN WITH A UNIFORM GRADIENT TO 0.25 [.000010] MIN GOLD PER MIL-G-45204 ON THE REMAINDER OVER 0.76µm [.000030] MIN NICKEL PER QQ-N-290.
- 4 0.38µm [.000015] MIN GOLD PER MIL-G-45204 ON MATING END FOR A LENGTH OF 5.08 [.200] MIN WITH 1.27µm [.000050] MIN MATTE TIN PLATE IN WIRE CRIMP AREA, BOTH OVER 0.76µm [.000030] MIN NICKEL PER QQ-N-290.
- 5 GOLD PLATING NEED NOT APPEAR IN THIS AREA.
- 6 REVERSE REELED FOR MINI-APPLICATOR.
- 7 WIRE RANGE 14-18 AWG. INSULATION RANGE 2.03 [.080]-2.54 [.100].
- 8 0.38µm [.000015] MIN GOLD PER MIL-G-45204 ON MATING END FOR A LENGTH OF 5.08 [.200] MIN, 1.27µm [.000050] MIN TIN-LEAD PER MIL-T-10727 FOR A LENGTH OF 5.69 [.224] MIN ON OPPOSITE END, BOTH OVER 1.27µm [.000050] MIN NICKEL PER QQ-N-290 ON ENTIRE CONTACT.
- 9 1.27µm [.000050] MIN TIN PER MIL-T-10727 OVER 0.6µm [.000030] MIN NICKEL PER QQ-N-290.
- 10 2.54µm [.000100] MIN SILVER OVER 0.76µm [.000030] MIN NICKEL PER QQ-N-290.
- 11 OBSOLETE PARTS: OBSOLETE CIS STREAMLINING PER D.RENAUD/D.SINISI
- 12 0.76µm [.000030] MIN GOLD PER MIL-G-45204 ON MATING END FOR A LENGTH OF 5.08 [.200] MIN WITH 1.27µm [.000050] MIN MATTE TIN PLATE IN WIRE CRIMP AREA, BOTH OVER 0.76µm [.000030] MIN NICKEL PER QQ-N-290.

REVISION	DATE	DESCRIPTION	QTY	PART NO.
1	23JUL03	BRASS	-	2-66358-3
2	23JUL03	BRASS	-	2-66358-2
3	23JUL03	CU-NI ALLOY	1-66360-6	2-66358-1
4	23JUL03	CU-NI ALLOY	1-66360-5	2-66358-0
5	23JUL03	CU-NI ALLOY	1-66360-4	1-66358-9
6	23JUL03	PHOSPHOR BRONZE	-	1-66358-8
7	23JUL03	BRASS	1-66360-2	1-66358-7
8	23JUL03	BRASS	1-66360-2	1-66358-6
9	23JUL03	BRASS	66360-9	1-66358-5
10	23JUL03	BRASS	-	1-66358-4
11	23JUL03	PHOSPHOR BRONZE	66360-8	1-66358-3
12	23JUL03	PHOSPHOR BRONZE	66360-7	1-66358-2
13	23JUL03	BRASS	66360-4	1-66358-0
14	23JUL03	BRASS	66360-3	66358-9
15	23JUL03	BRASS	66360-2	66358-6
16	23JUL03	BRASS	66360-1	66358-5
17	23JUL03	BRASS	66360-4	66358-4
18	23JUL03	BRASS	66360-3	66358-3
19	23JUL03	BRASS	66360-2	66358-2
20	23JUL03	BRASS	66360-1	66358-1

THIS DRAWING IS A CONTROLLED DOCUMENT. DWN V. FURLER 23JUL2003

CHK G. STEINHAUER 23JUL03

APVD G. STEINHAUER 23JUL03

TE Connectivity

SOCKET ASSEMBLY, .062, TYPE III+

SIZE A2 CAGE CODE 00779 DRAWING NO C-66358 RESTRICTED TO

MATERIAL SEE CALLOUTS FINISH SEE CALLOUTS WEIGHT - SCALE 8:1 SHEET 1 of 1 REV AJ

CUSTOMER DRAWING