
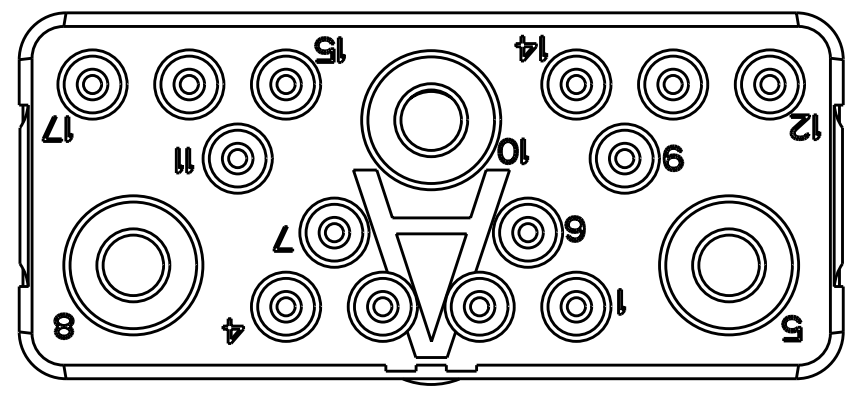
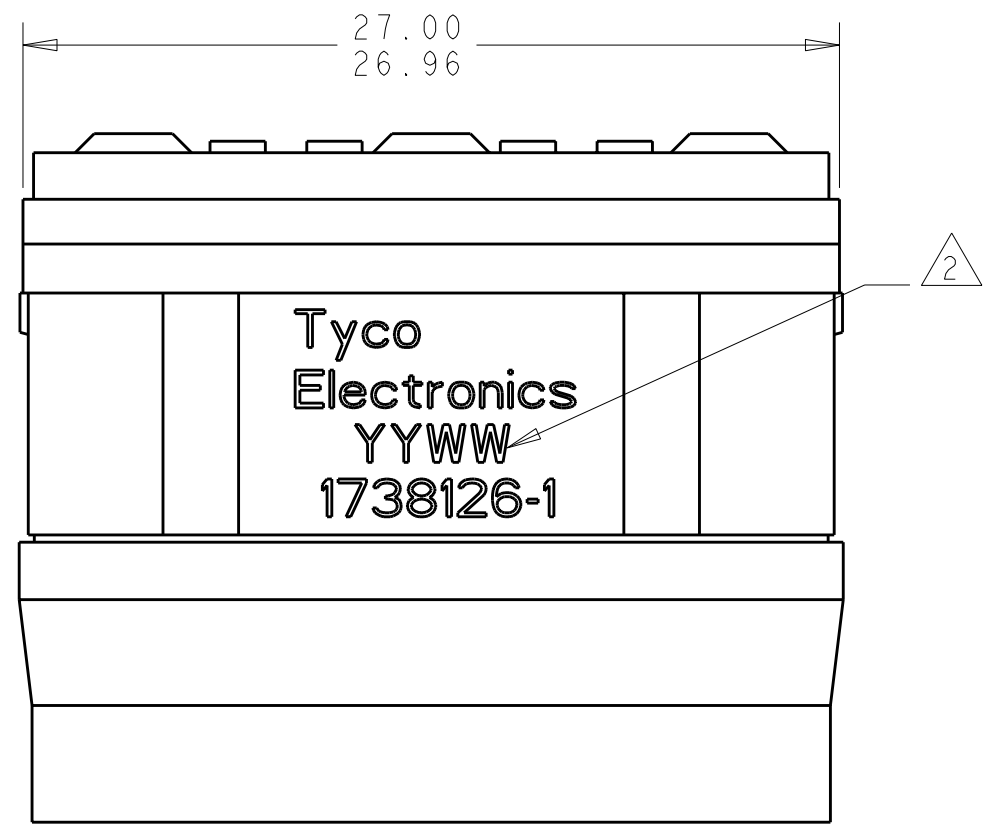
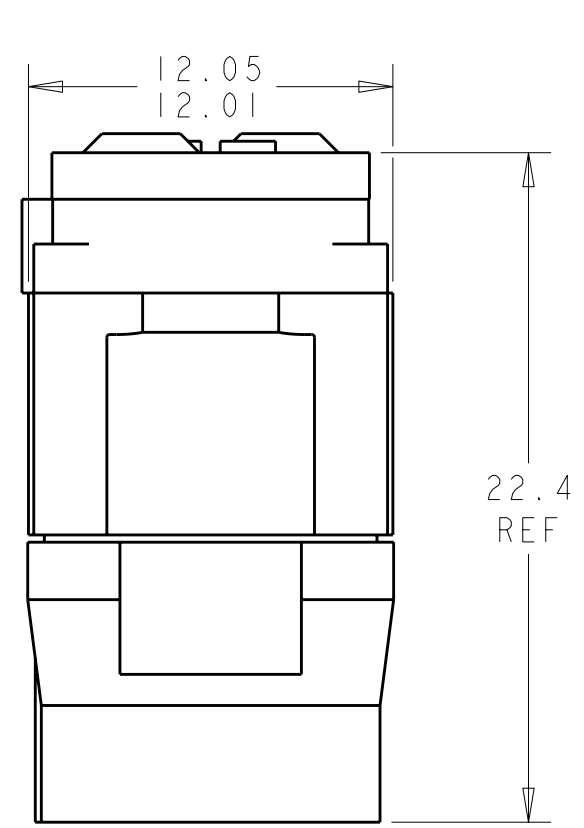


THIS DRAWING IS UNPUBLISHED. RELEASED FOR PUBLICATION 20
 © COPYRIGHT 20 BY TYCO ELECTRONICS CORPORATION. ALL RIGHTS RESERVED.

LOC	DIST	REVISIONS					
DF	A5	P	LTR	DESCRIPTION	DATE	DWN	APVD
		1		PROPOSED	-	-	-
		2		REVISED	27APR2010	RF	JM



MATING FACE



THIS PRINT IS
PRELIMINARY
 UNQUALIFIED PRODUCT
 CONTACT PRODUCT ENGINEERING
 BEFORE USING THIS PRINT

1 FRONT & REAR INSULATOR: HIGH-TEMP THERMOPLASTIC OR THERMOSET EPOXY PER ASTM D5948.
 CONTACT RETENTION CLIPS: STAINLESS STEEL PER AISI 302 OR COPPER ALLOY PER ASTM B194
 REAR GROMMET & INTERFACIAL SEAL: FLUOROSILICONE ELASTOMER PER MIL-R-25988 B, EXCEPT 4.6.6.1

2 DATE CODE: YEAR & WEEK (YY WW)

3. DESCRIPTIVE PART NUMBER GPRBE17PA
 THIS INSERT CONTAINS: 14 CAVITIES FOR SIZE 20 PIN CONTACTS
 3 CAVITIES FOR SIZE 12 PIN CONTACTS

4. THIS PRODUCT IS SOLD BY TYCO ELECTRONICS UNDER A LICENSE FROM RADIAL SA.

1738126-1
 PART NUMBER

THIS DRAWING IS A CONTROLLED DOCUMENT FOR TYCO ELECTRONICS CORPORATION IT IS SUBJECT TO CHANGE AND THE CONTROLLING ENGINEERING ORGANIZATION SHOULD BE CONTACTED FOR THE LATEST REVISION.		DWN BH 29 JUN 2006	Tyco Electronics Harrisburg, PA 17105-3608	
DIMENSIONS: mm		CHK JPM 29 JUN 2006	NAME INSERT ASSEMBLY, PIN, ENVIRONMENTAL, ARRANGEMENT 17, KEY A, GPRB	
TOLERANCES UNLESS OTHERWISE SPECIFIED: 0 PLC ±- 1 PLC ±0.1 2 PLC ±0.05 3 PLC ±- 4 PLC ±- ANGLES ±1 FINISH		APVD JPM 29 JUN 2006	SIZE A200779	DRAWING NO 1738126
MATERIAL 1 -		PRODUCT SPEC -	CAGE CODE C-1738126	RESTRICTED TO -
		APPLICATION SPEC -	SCALE 4:1	SHEET 1 OF 1
		WEIGHT -	REV 2	
		CUSTOMER DRAWING		