

THIS DRAWING IS UNPUBLISHED.

RELEASED FOR PUBLICATION

© COPYRIGHT - By -

ALL RIGHTS RESERVED.

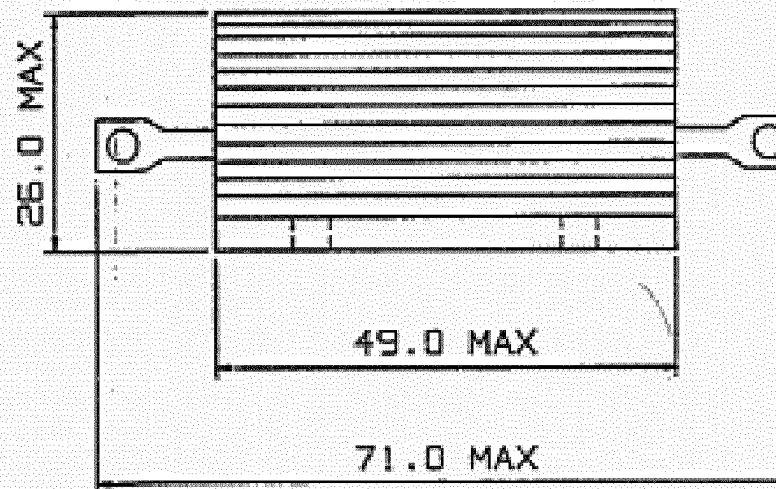
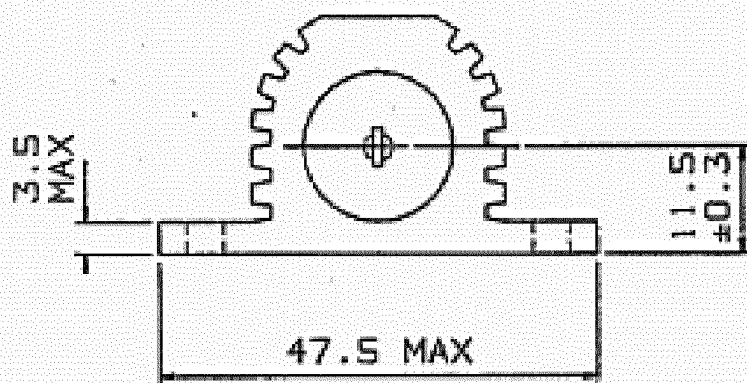
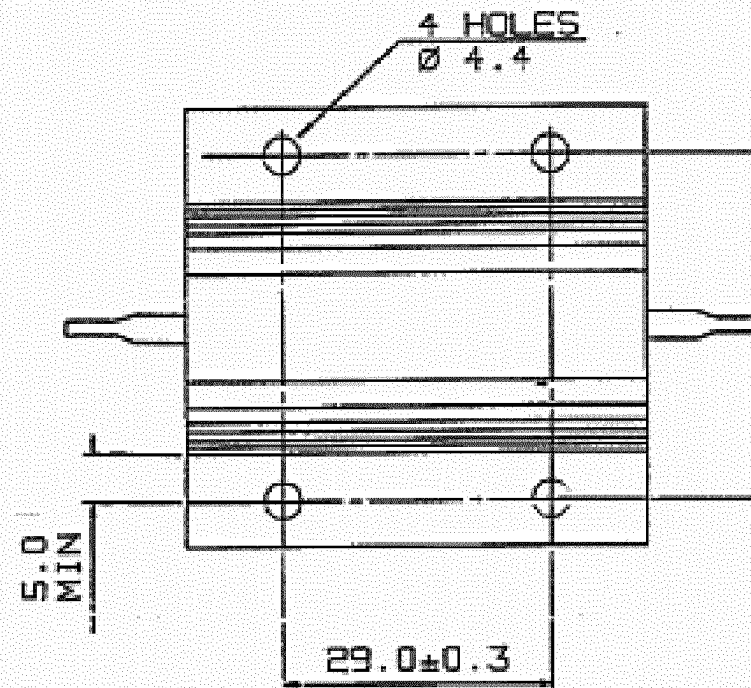
LOC E DIST B

REVISIONS

P	LTR	DESCRIPTION	DATE	DWN	APVD
	A1	REVISED PER ECO-11-005150	21MAR11	RK	HMR

TECHNICAL SPECIFICATION

DISSIPATION AT 25°C 75 WATTS MOUNTED
 OHMIC RANGE ON STD HEATSINK
 R10 TO 50K
 STABILITY ΔR <=2%
 per 1000hrs
 ISOLATION VOLTAGE 3500v DC/AC pk
 MAX WORKING VOLTAGE 1400V DC/AC rms
 TEMP COEFFICIENT >1R0 50ppm
 >100R 25ppm
 CLIMATIC CATEGORY 55/200/56



NOTE:
 1) FOR A SPECIFIC PN FOR A RESISTANCE VALUE AND TOLERANCE, PLEASE REFER TO DMF.

RoHS Compliant

THIS DRAWING IS A CONTROLLED DOCUMENT.		DWN 03JUN08 PRAKASH KANNIAH	STE TE Connectivity														
DIMENSIONS: mm		CHK 03JUN08 R BLANCH															
TOLERANCES UNLESS OTHERWISE SPECIFIED:		APVD 03JUN08 J CATCHPOLE	NAME THS75 METAL CLAD RESISTOR														
<table border="1"> <tr><td>0 PLC</td><td>± -</td></tr> <tr><td>1 PLC</td><td>± -</td></tr> <tr><td>2 PLC</td><td>± -</td></tr> <tr><td>3 PLC</td><td>± -</td></tr> <tr><td>4 PLC</td><td>± -</td></tr> <tr><td>ANGLES</td><td>± -</td></tr> </table>		0 PLC	± -	1 PLC	± -	2 PLC	± -	3 PLC	± -	4 PLC	± -	ANGLES	± -	PRODUCT SPEC	SIZE CAGE CODE DRAWING NO RESTRICTED TO		
0 PLC	± -																
1 PLC	± -																
2 PLC	± -																
3 PLC	± -																
4 PLC	± -																
ANGLES	± -																
MATERIAL		FINISH	A3 00779 C-1879363														
			CUSTOMER DRAWING SCALE NTS SHEET 1 OF 1 REV A1														