


# S-8000

## 1/4" x 1 1/4" Fuse blocks



**Product features**

- For 1/4" x 11/4" (6.3 x 32mm) fuses
- Bolt-in and snap-in mounting available
- Tight cluster mounting
- All types of terminal configurations
- Clips made of bright tin-plated spring-bronze
- Anti-rotational pin provided
- Flame retardant thermoplastic meets UL 94V0

**Agency information**

- UL Recognized: E14853
- CSA Certified: 47235
- 

**Environmental data**

- Relative Temperature Index (RTI)
  - Bolt-in 130°C
  - Snap-in 110°C

**Ordering information**

- Specify packaging, product, and option code

Bolt-in Mounting Example:  
BK/S-8102-6-R

<u>BK/</u>	<u>S-8</u>	<u>1</u>	<u>02</u>	<u>6</u>	-	<u>R</u>
↓	↓	↓	↓	↓		↓
1	2	3	4	5		7

Snap-in Mounting Example:  
BK/S-8001-1-SNP-R

<u>BK/</u>	<u>S-8</u>	<u>0</u>	<u>01</u>	-	<u>1</u>	-	<u>SNP</u>	-	<u>R</u>
↓	↓	↓	↓		↓		↓		↓
1	2	3	4		5		6		7

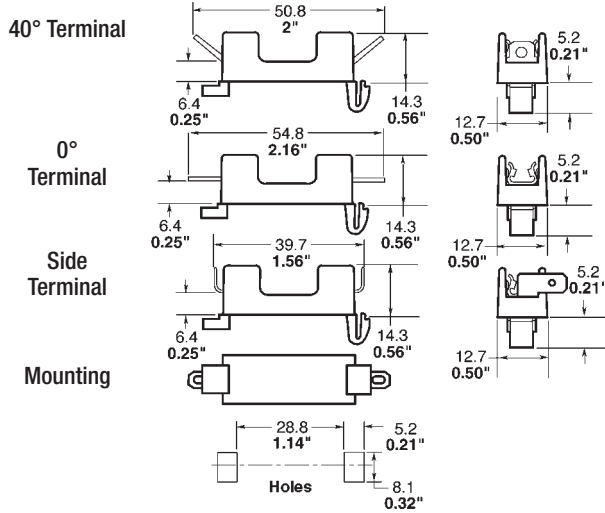
- |                           |  |
|---------------------------|--|
| 1. Packaging Code:        | BK/  |
| 2. Series Number:         | S-8  |
| 3. Type Terminal:         | 0 = Solder<br>1 = 3/16" quick connect<br>2 = 1/4" quick connect<br>3 = Screw |
| 4. Terminal Angle:        | 01 = Straight (0°)<br>02 = 40° Angle<br>03 = Side*                           |
| 5. Number of Poles:       | (1 - 12)<br>1X = One pole, No Mounting Stud                                  |
| 6. Mounting Style:        | SNP = Snap-in Mounting*  |
| 7. RoHS Compliant Version | -R   |

\*Available only in single pole

Packaging Code	
Catalog Number Prefix	Description
Blank	Varies with number of poles. Contact customer service.
BK/	Varies with number of poles. Contact customer service.

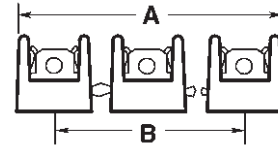
Specifications			
Series	Volts	UL Max Amps	CSA Max. Amps
S-8000	300Vac/dc	30	21
S-8100	300Vac/dc	20	13
S-8200	300Vac/dc	30	16
S-8300	300Vac/dc	30	25

**Dimensions - mm/in.**  
**S-8000 Single-Pole Snap-In Mounting Series**



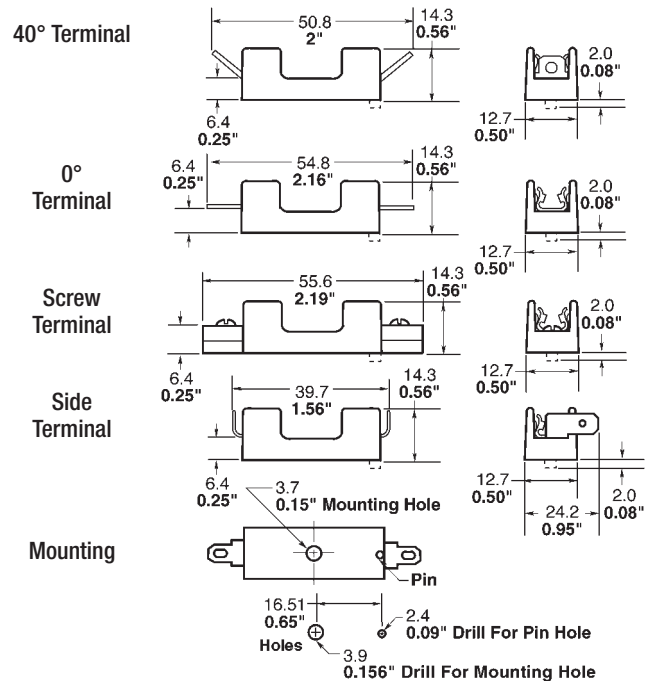
Component	Material
Clip	Spring-Bronze, Bright Tin-Plate
Body	Thermoplastic

**Multiple Pole**



No. of Poles	Inches		Millimeters	
	A	B	A	B
1	—	—	—	—
2	1 1/8"	5/8"	28.6	15.9
3	1 3/4"	1 1/4"	44.4	31.8
4	2 3/8"	1 7/8"	60.3	47.6
5	3"	2 1/2"	76.2	63.5
6	3 3/8"	3 1/8"	92.1	79.4
7	4 1/4"	3 3/4"	108.0	95.2
8	4 7/8"	4 3/8"	123.8	111.1
9	5 1/2"	5"	139.7	127.0
10	6 1/8"	5 5/8"	155.6	142.9
11	6 3/4"	6 1/4"	171.4	158.8
12	7 3/8"	6 7/8"	187.3	174.6

**Dimensions - mm/in.**  
**S-8000 Single-Pole Bolt-In Mounting Series**



Life Support Policy: Eaton does not authorize the use of any of its products for use in life support devices or systems without the express written approval of an officer of the Company. Life support systems are devices which support or sustain life, and whose failure to perform, when properly used in accordance with instructions for use provided in the labeling, can be reasonably expected to result in significant injury to the user.

Eaton reserves the right, without notice, to change design or construction of any products and to discontinue or limit distribution of any products. Eaton also reserves the right to change or update, without notice, any technical information contained in this bulletin.

**Eaton**  
Electronics Division  
1000 Eaton Boulevard  
Cleveland, OH 44122  
United States  
www.eaton.com/electronics

© 2017 Eaton  
All Rights Reserved  
Printed in USA  
Publication No. 2101 BU-SB07222  
June 2017