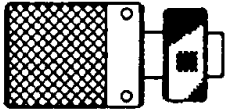
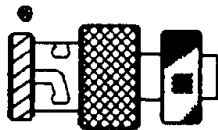


| REVISIONS |                          |            |          |
|-----------|--------------------------|------------|----------|
| LTR       | DESCRIPTION              | DATE       | APPROVED |
| B         | REVISED PER EGN T-16511  | 91 JULY 30 | Z. TEMAN |
| C         | REVISED PER DCR# T-22756 | 4/20/99    | M.HIGGY  |

| PART No.         | CONTACT | INTERFACE | COLOR CODE <sup>⊗</sup> |
|------------------|---------|-----------|-------------------------|
| DK-621-X411R     | —       | THREADED  | N/A                     |
| DK-621-X411R-44P | PIN     | THREADED  |                         |
| DK-621-X411R-45S | SOCKET  | THREADED  |                         |
| DK-621-X433R     | —       | A         | RED                     |
| DK-621-X433R-44P | PIN     | A         |                         |
| DK-621-X433R-45S | SOCKET  | A         |                         |
| DK-621-X435R     | —       | B         | WHITE                   |
| DK-621-X435R-44P | PIN     | B         |                         |
| DK-621-X435R-45S | SOCKET  | B         |                         |
| DK-621-X437R     | —       | C         | GREEN                   |
| DK-621-X437R-44P | PIN     | C         |                         |
| DK-621-X437R-45S | SOCKET  | C         |                         |
| DK-621-X439R     | —       | D         | N/A                     |
| DK-621-X439R-44P | PIN     | D         |                         |
| DK-621-X439R-45S | SOCKET  | D         |                         |



PLUG - THREADED  
CONNECTOR  
D-621-0411R



PLUG - BAYONET  
CONNECTOR  
D-621-0433R/0439R



RIGHT ANGLE  
ADAPTER TUBE  
D-600-0601



STRAIN RELIEF

If this document is printed it becomes uncontrolled.  
Check with the web for latest revision.

**DWG No. EXAMPLE X433R**

-0433R .148 MAX. CABLE DIA ACCOMODATION  
BRAID TERMINATOR D-600-0030

-1433R .180 MAX. CABLE DIA ACCOMODATION  
BRAID TERMINATOR D-600-0056



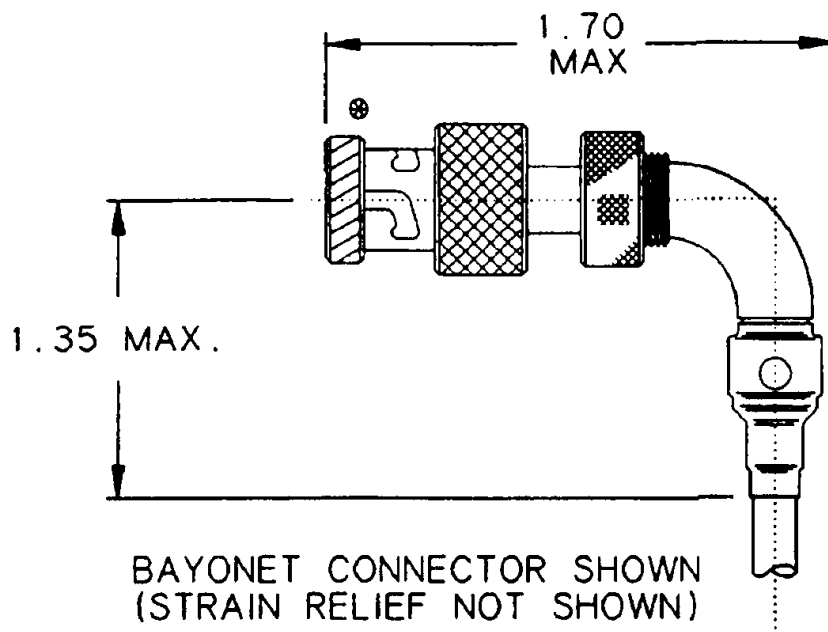
COAXIAL  
CONTACT  
D-602-44  
(D-602-45)



BRAID  
TERMINATOR  
D-600-00XX

# SPECIFICATION CONTROL DRAWING

|   |                           |                 |           |   |                    |
|---|---------------------------|-----------------|-----------|---|--------------------|
| UNLESS OTHERWISE SPECIFIED<br>DIMENSIONS ARE IN INCHES.<br>METRIC DIMENSIONS ARE<br>IN BRACKETS.<br><br>DECIMALS<br>.XXX ± — [ — mm]<br>.XX ± — [ — mm]<br>ANGLES<br>.X — ± —<br>WEIGHT<br>— lbs [ — g] | DRAWN                     | J.B.K.          | 90 AUG 28 | <b>Raychem</b><br>RAYCHEM CORPORATION<br>300 CONSTITUTION DRIVE<br>MENLO PARK, CALIFORNIA 94025 |                    |
|   | CHECKED                   |                 |           |   |                    |
|   | APPROVED                  |                 |           | TITLE<br><b>RIGHT ANGLE<br/>TRIAxIAL CONNECTOR PLUG<br/>CONNECTOR KITS<br/>(TRIAxIAL CABLE)</b> |                    |
|   | APPROVED                  | Z. TEMAN        | 90 AUG 28 |   |                    |
|   | CAD NAME                  |                 |           | T22756a.TIF   |                    |
|   | THIRD ANGLE<br>PROJECTION |                 |           | SIZE  | A                  |
|   |                           | CODE IDENT. NO. | 06090     | DWG. NO.  | DK-621-X4XXR[-4XX] |
|   |                           | REV             | C         | DO NOT SCALE THIS DRAWING   |                    |
|   |                           | SHEET 1 OF 2    |           |   |                    |



1.0 REFER TO THE FOLLOWING RAYCHEM SPECIFICATION CONTROL DRAWINGS (SCD) FOR INDIVIDUAL COMPONENT PERFORMANCE PARAMETERS, DIMENSIONS AND MATERIAL DETAIL:

D-621-0411R

CONNECTOR, TRIAXIAL, SUBMINIATURE  
THREADED COUPLED, FOR RIGHT ANGLE  
THREADED ADAPTER

D-621-0433R/0440R

CONNECTOR, TRIAXIAL, SUBMINIATURE  
BAYONET COUPLED, FOR RIGHT ANGLE  
THREADED ADAPTER

D-602-44

CONTACT, PIN, COAX

D-602-45

CONTACT, SOCKET, COAX

D-600-0030/0056

BRAID TERMINATOR

D-600-0019

STRAIN RELIEF

D-600-0601

RIGHT ANGLE ADAPTER TUBE

2.0 REFER TO RAYCHEM SPECIFICATION D-6025 FOR PERFORMANCE AND QUALIFICATION REQUIREMENTS.

2.1 PERFORMANCE IS DEPENDENT UPON CORRECT USAGE OF SUITABLE AEROBIC ADHESIVE UPON ADAPTER THREADS. (LOCTITE TYPE 242 IS A SUITABLE ADHESIVE.)

3.0 TERMINATION PROCEDURE: RAYCHEM ES 61249.

4.0 USAGE: CONNECTORS ASSEMBLED FROM THESE KITS CAN HAVE THE CABLE DRESSED IN ANY ORIENTATION AROUND THE AXIS OF THE CONNETOR. CABLE SHOULD BE SECURED IN DESIRED ORIENTATION.

If this document is printed it becomes uncontrolled.  
Check with the web for latest revision.

CAD NAME: T22756b.TIF

DRAWN

J.B.K.

90 AUG 28

SIZE

CODE IDENT. NO.

DWG. NO.

REV

A

06090

DK-621-X4XXR[4XX]

C

ISSUED

DO NOT SCALE THIS DRAWING

SHEET 2 OF 2