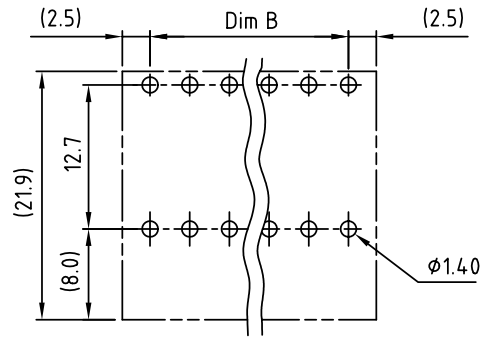
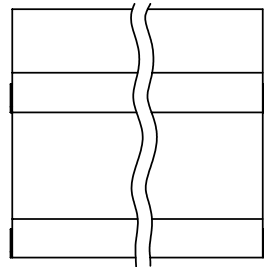
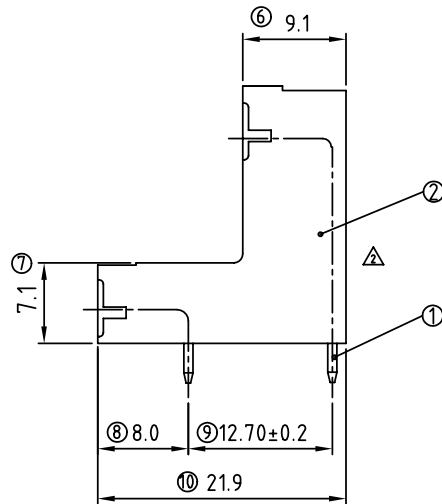
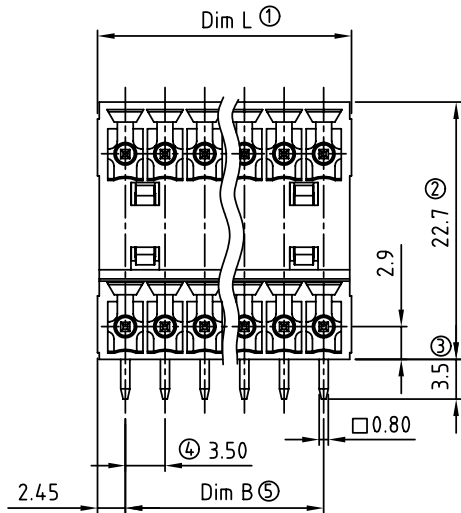


SIGN	DATE	DESCRIPTION	APPROVER
△	1/30'07	Soldering temperature changed from 245° to 250°	Tony
△	6/18'07	Body is changed from open type to close type	Marvin
△	04/08'09	The current rating and operating temperature are changed	Jacke
△	04/08'09	Add UL standard	Jacke

THIS IS CAD DRAWING, DO NOT REVISE MANUALLY!!!



RECOMMENDED PCB LAYOUT



Material:

- Item ① Contact pin: Brass(CuZn) Tin plated
- Item ② Insulator(housing): Thermoplastic (UL94V-0)

Electrical:

- Voltage rating: 300V
- Current rating: 10A
- Withstanding Voltage: 1.6 KV
- Operating temperature: -40°C to +115°C
- Soldering temperature: 250°C±10°C/5 Sec
- Safety Approval: us

VO xx 1 1 x 1 xxxxx G

No. OF POLES ————

04: 2×2 POLES
06: 2×3 POLES
:
:
48: 2×24 POLES

Color

0 Black (RAL9005)
2 Red (RAL3001/D)
3 Orange(RAL2011/P)
4 Yellow(RAL1018/A)
5 Green(RAL6018/T)
6 Blue (RAL5015/A)
8 Grey(RAL7035/D)

RoHS compliant
Pb<40000ppm(In Copper Alloy)

0000: "@" Logo (Standard)
000A: "ANYTEK" Mark

Any special item by customer request. please contact sales department.

Poles	2×2p	2×3p	2×4p	2×5p	2×6p	2×7p	2×8p	2×9p	2×10p	2×11p	2×12p	2×13p	
Dim L	8.40	11.9	15.4	18.9	22.4	25.9	29.4	32.9	36.4	39.9	43.4	46.9	
Dim B	3.50	7.00	10.5	14.0	17.5	21.0	24.5	28.0	31.5	35.0	38.5	42.0	
TOL	±0.15				±0.20				±0.25				
Poles	2×14p	2×15p	2×16p	2×17p	2×18p	2×19p	2×20p	2×21p	2×22p	2×23p	2×24p		
Dim L	50.4	53.9	57.4	60.9	64.4	67.9	71.4	74.9	78.4	81.9	85.4		
Dim B	45.5	49.0	52.5	56.0	59.5	63.0	66.5	70.0	73.5	77.0	80.5		
TOL	±0.25			±0.30				±0.35					

ANYTEK				CUSTOMER COPY			
ALL RIGHTS RESERVED. REPRODUCTION OR ISSUE TO THIRD PARTIES IN ANY FORM WHATSOEVER IS NOT PERMITTED WITHOUT WRITTEN AUTHORITY FROM THE PROPRIETOR. PROPERTY OF ANYTEK TECHNOLOGY CO., LTD							
TITLE		VO-3.50 Series Right angle					
PART NO.		VOxx11x1xxxxG		DWG NO.		8V00002	
APPROVED		CHECKED		DESIGNED		DRAWN	
		Jacke 2009.04.08		Jacke 2009.04.08		CUST NO.	
						Tolerance	
				UNIT: mm		X. ±0.50	
				SCALE: NONE		X.X ±0.30	
				SHEET: 01/01		X.XX ±0.10	
				REV.: F		X° ±1°	