



www.dilabs.com

# DC to 25GHz 20dB Resistive Coupler FPC06881



DLI•Johanson MFG•Novacap•Syfer•Voltronics  
www.knowlescapacitors.com

## DESCRIPTION

DLI introduces its new high frequency, wide band surface mountable catalog direction couplers. These couplers incorporate DLI's high dielectric ceramic materials which provide small size and minimal performance variation over temperature. They are available in 20dB and 30dB versions.

## FEATURES

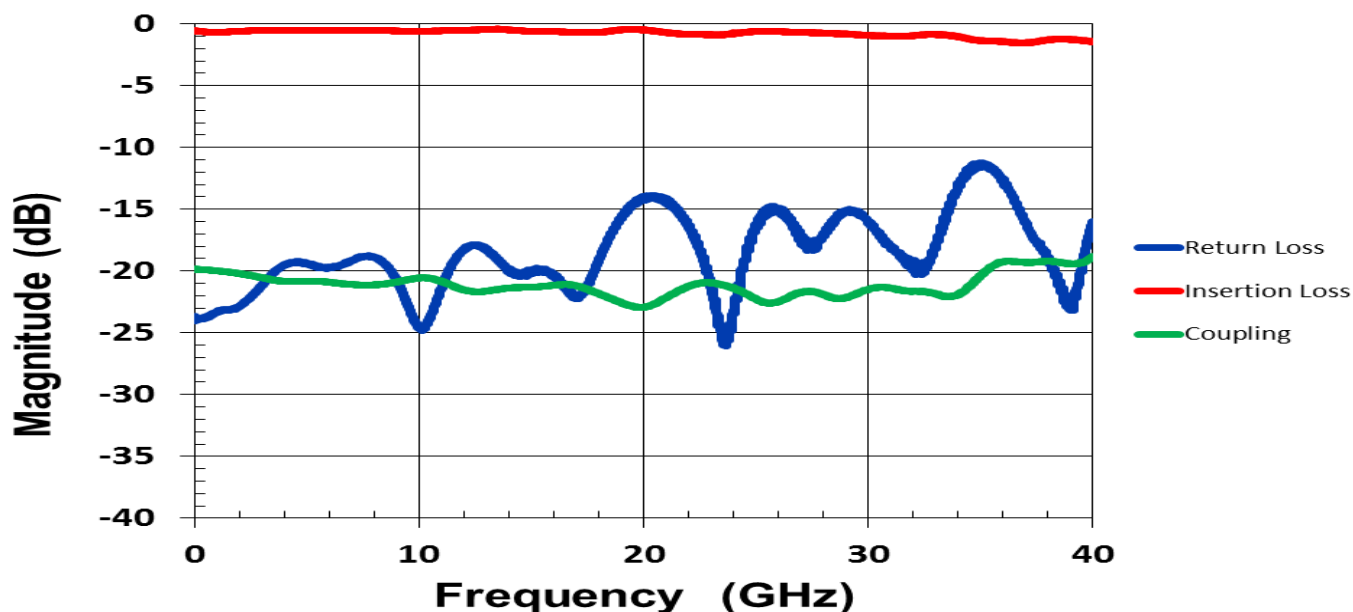
- Small Size
- Frequency Stable over Temperature
- Solder Surface Mountable
- Excellent Repeatability
- Operating Temp: -55°C to +125°C
- Characteristic Impedance: 50Ω

## SPECIFICATIONS\*

Parameter	Frequency (GHz)	Typ.	Max
Passband Insertion Loss* (dB)	DC-25	2.85	3
Min Passband Return Loss (dB)		12	12.25
Coupling (dB)		20	20
Isolation (dB)		20	20
Size (LxWxH)	0.060 x 0.088 x 0.010" (1.53 x 2.25 x 0.256mm)		

\*Electrical specifications based on typical mounted performance at room temperature. Insertion loss shall vary  $\pm 0.5$ dB over temperature.

## Typical Measured Performance



\*Typical measured performance mounted on RO4350B test board at 25°C.



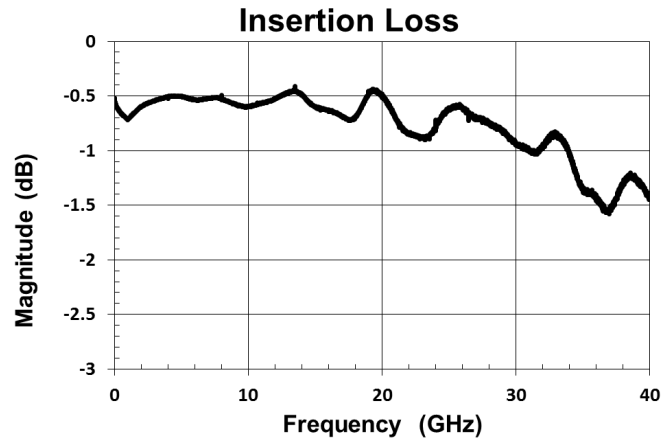
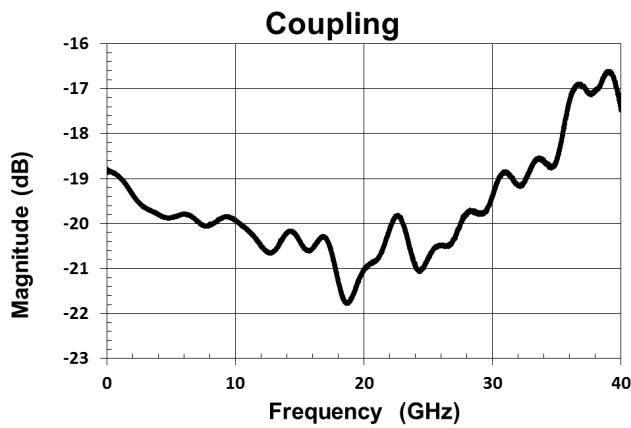
# DC to 25 GHz 20dB Resistive Coupler FPC06881

www.dilabs.com

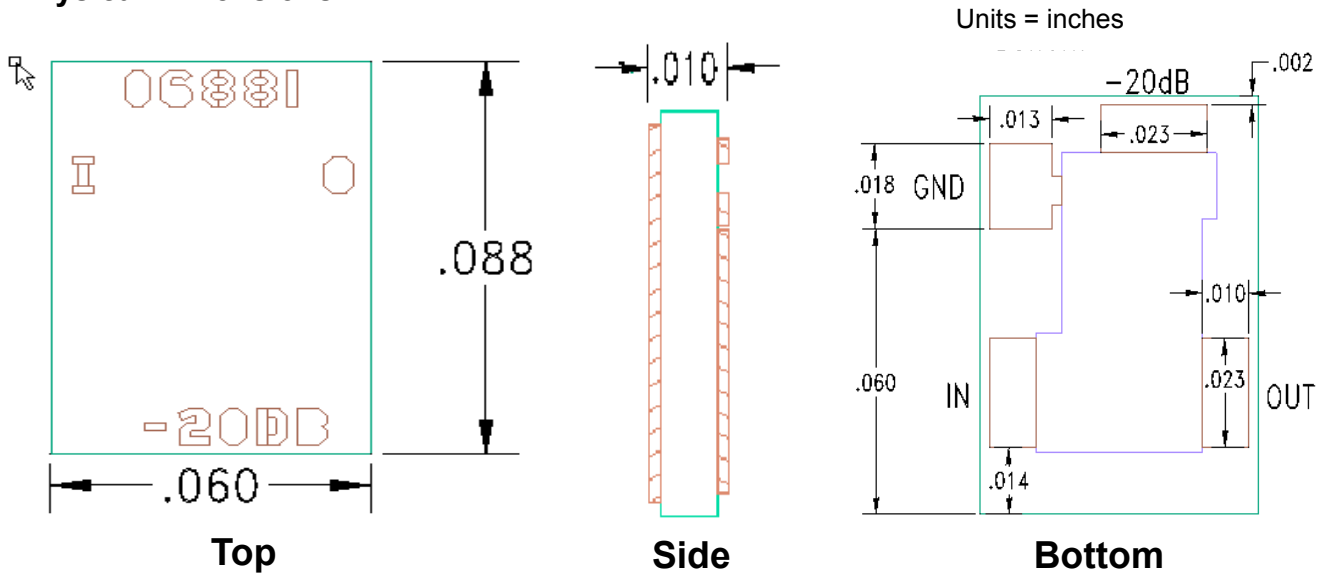


DLI•Johanson MFG•Novacap•Syfer•Voltronics

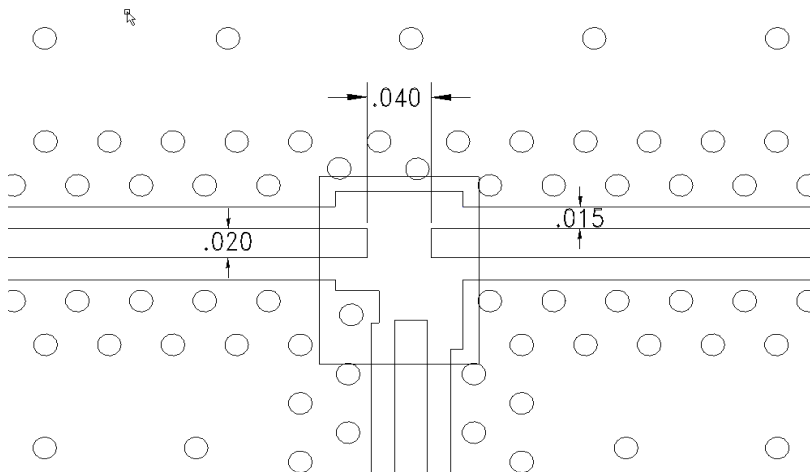
www.knowlesc capacitors.com



## Physical Dimensions



## Recommended PCB Layout



- 50Ω trace dimensions are application specific.
- Ensure adequate grounding beneath the part.
- Trace feed locations can be horizontal, vertical, or angled.



2777 Route 20 East, Cazenovia, NY 13035 | Ph: (315)655-8710 | KCCSales@knowles.com

June 2018