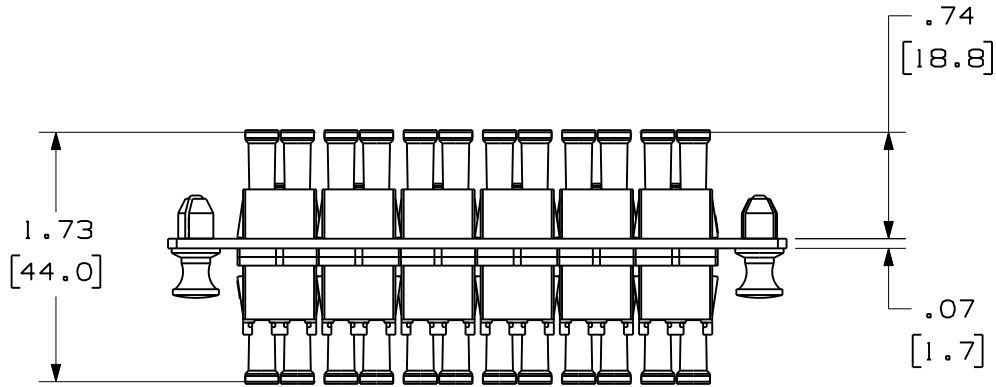


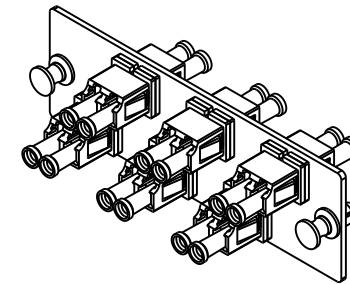
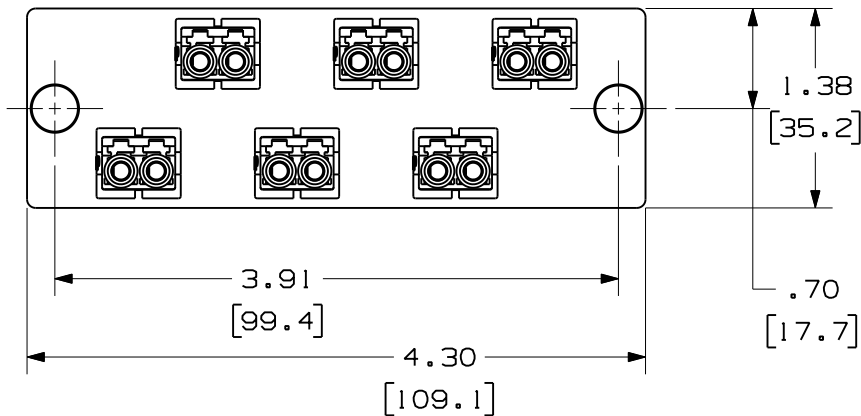
THIS COPY IS PROVIDED ON A RESTRICTED BASIS AND IS NOT TO BE USED IN ANY WAY DETRIMENTAL TO THE INTERESTS OF PANDUIT CORP.



PANDUIT P/N	ADAPTER HOUSING COLOR	SPLIT SLEEVE TYPE
FAP6WAQDLC	AQUA	PHOS BRONZE
FAP6WBLDLC	BLACK	
FAP6WEIDL	ELECTRIC IVORY	ZIRCONIA
FAP6WAQDLCZ	AQUA	
FAP6WBUDLCZ	BLUE	

NOTES:

1. SEE CURRENT CATALOG FOR PART NUMBER SUFFIXES TO INDICATE COLOR AND/OR PACKAGE QUANTITIES.
2. SEE CATALOG FOR COMPLETE LIST OF PARTS APPLICABLE FOR USE WITH THIS PRODUCT.
3. MATERIALS:
 - a. PLATE: C.R.S. POWDER COATED
 - b. ADAPTER: COMPOSITE, SEE TABLE
 - c. SPLIT SLEEVE: SEE TABLE
4. DIMENSIONS IN BRACKETS ARE METRIC.

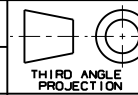


REV	DATE	BY	CHK	DESCRIPTION	ECN	R	CUST	SUP	OTH
01	01-31-11	EFK		RELEASED TO PRODUCTION	01945-37				

6 POSITION
 DUPLEX LC FIBER ADAPTER PANEL
 CUSTOMER DRAWING



PANDUIT™
 CORP.
 TINLEY PARK, ILL 60477



ALL DIMENSIONS ARE GIVEN IN INCHES, UNLESS OTHERWISE SPECIFIED.
 DIMENSIONAL TOLERANCES ARE:
 (.X) ±.03 | (.XXX) ±.010 | (0.3) ANGLES

DRAWING FILENAME
 MO1945AP_DC/02A

SCALE
 NONE

DRAWN BY
 MC

REVIEW DRAWING NUMBERS

PART NO.
 SEE TABLE

DATE
 03-08-05

SEE NOTES

DRAWING NO.
 01945-37

CHK'D
 JAW

SIZE
 A