

PS-12260 12 Volt 26.0 AH

Rechargeable Sealed Lead Acid Battery



We've Got The Power.™



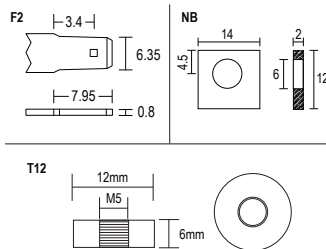
Features

- Absorbent Glass Mat (AGM) technology for superior performance
- Valve regulated, spill proof construction allows safe operation in any position
- Power/volume ratio yielding unrivaled energy density
- Rugged impact resistant ABS case and cover (UL94-HB)
- Approved for transport by air. D.O.T., I.A.T.A., F.A.A. and C.A.B. certified
- U.L. recognized under file number MH 20845

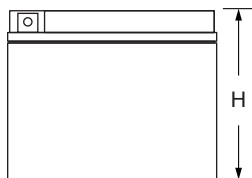
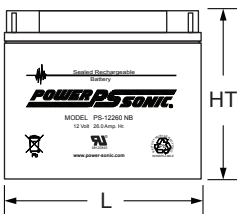

Terminals

(mm)

- F2 - Quick disconnect tabs, 0.250" x 0.032" - Mate with AMP. INC FASTON "250" series
- NB2: Tin plated brass post with 5mm nut & bolt connectors
- T12 - Threaded insert with 5mm stud



Physical Dimensions: in (mm)



L: 6.56 (167) W: 6.97 (177) H: 4.92 (125) HT: 4.92 (125)

Tolerances are +/- 0.04 in. (+/- 1mm) and +/- 0.08 in. (+/- 2mm) for height dimensions. All data subject to change without notice.

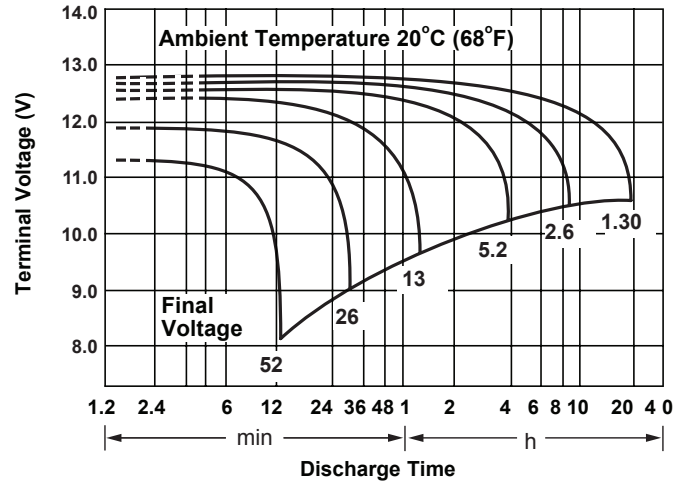
Performance Specifications

Nominal Voltage	12 volts (6 cells)
Nominal Capacity	
20-hr. (1.3A to 10.50 volts)	26.0 AH
10-hr. (2.4A to 10.50 volts)	24.0 AH
5-hr. (4.4A to 10.20 volts)	22.0 AH
1-hr. (16.1A to 9.00 volts)	16.1 AH
15-min. (51A to 9.00 volts)	12.8 AH
Approximate Weight	17.00 lbs. (7.71 kg)
Energy Density (20-hr. rate)	1.39 W-h/in ³ (84.64 W-h/l)
Specific Energy (20-hr. rate)	18.35 W-h/lb (40.46 W-h/kg)
Internal Resistance (approx.)	14 milliohms
Max Discharge Current (7 Min.)	78.0 amperes
Max Short-Duration Discharge Current (10 Sec.)	260.0 amperes
Shelf Life (% of nominal capacity at 68 °F (20 °C))	
1 Month	97%
3 Months	91%
6 Months	83%
Operating Temperature Range	
Charge	-4 °F (-20 °C) to 122 °F (50 °C)
Discharge	-40 °F (-40 °C) to 140 °F (60 °C)
Case	ABS Plastic
Power-Sonic Chargers	PSC-122000A, 124000A, 122000A-C, 124000A-C

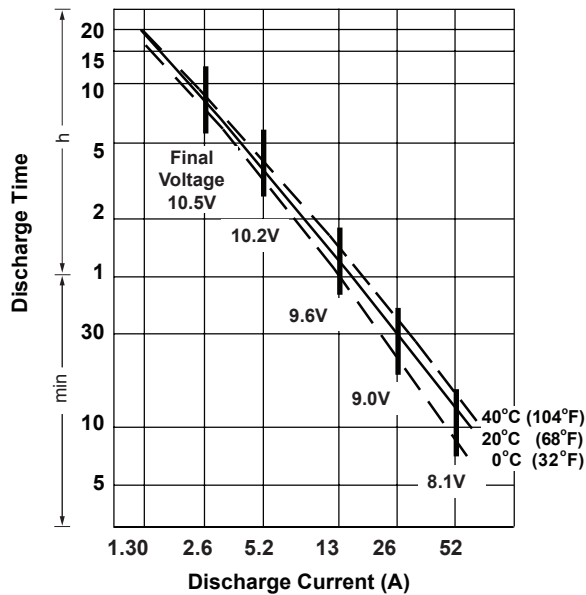
Shelf Life & Storage



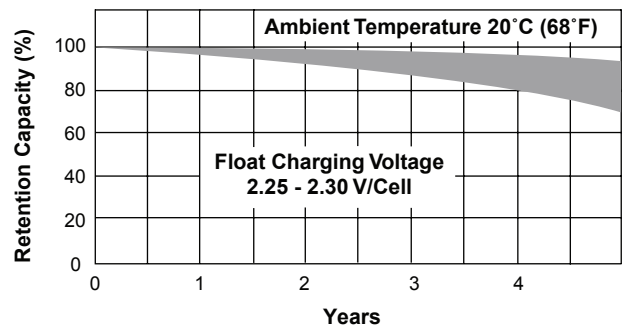
Discharge Characteristics



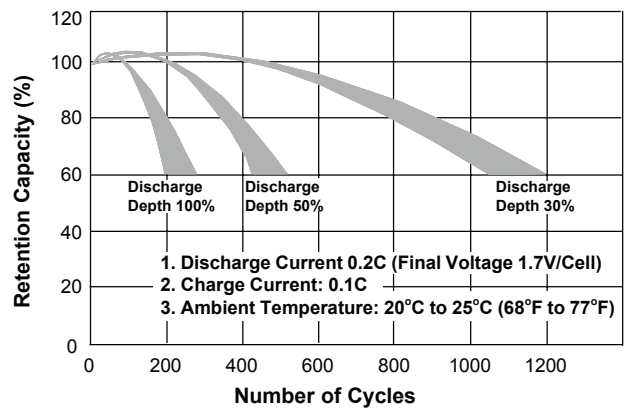
Discharge Time vs. Discharge Current



Life Characteristics in Stand-By Use



Life Characteristics in Cyclic Use



Charging

Cycle Applications: Limit initial current to 7.8A. Charge until battery voltage (under charge) reaches 14.4 to 14.7 volts at 68°F (20°C). Hold at 14.4 to 14.7 volts until current drops to under 260mA. Battery is fully charged under these conditions, and charger should be disconnected or switched to “float” voltage.

“Float” or “Stand-By” Service: Hold battery across constant voltage source of 13.5 to 13.8 volts continuously. When held at this voltage, the battery will seek its own current level and maintain itself in a fully charged condition.

Note: Due to the self-discharge characteristics of this type of battery, it is imperative that they be charged within 6 months of storage, otherwise permanent loss of capacity might occur as a result of sulfation.

Chargers

Power-Sonic offers a wide range of chargers suitable for batteries up to 100AH. Please refer to the Charger Selection Guide in our specification sheets for “C-Series Switch Mode Chargers” and “Transformer Type A and F Series”. Please contact our Technical department for advice if you have difficulty in locating suitable models.

Further Information

Please refer to our website www.power-sonic.com for a complete range of useful downloads, such as product catalogs, material safety data sheets (MSDS), ISO certification, etc..

Contact Information

www.power-sonic.com

DOMESTIC SALES

Tel: +1-619-661-2020
 Fax: +1-619-661-3650
national-sales@power-sonic.com

CUSTOMER SERVICE

Tel: +1-619-661-2030
 Fax: +1-619-661-3648
customer-service@power-sonic.com

TECHNICAL SUPPORT

Tel: +1-619-661-2020
 Fax: +1-619-661-3648
support@power-sonic.com

INTERNATIONAL SALES

Tel: +1-650-364-5001
 Fax: +1-650-366-3662
international-sales@power-sonic.com