THIS DRAWING IS UNPUBLISHED.
VERTRAULICHE UNVEROEFFENTLICHTE ZEICHNUNG.
© COPYRIGHT 1997 BY AMP INCORPORATED. ALL RIGHTS RESERVED.
ALLE RECHTE VORBEHALTEN.

RELEASED FOR PUBLICATION ,1997
FREIFUER VEROEFFENTLICHUNG

MATED WITH:
PASSEND ZU:
Bg4

LOC	DIST
A1	–

PROJECT NR.
–

REVISIONS
ABNDERUNGEN

P	LTR	DESCRIPTION BESCHREIBUNG	DATE	DWN	APVD
	B3	Drawing updated; ECR-07-020566	29.08.2007	AR	ST
	B4	REVISED PER ECO-09-024717	12NOV09	KK	AEG

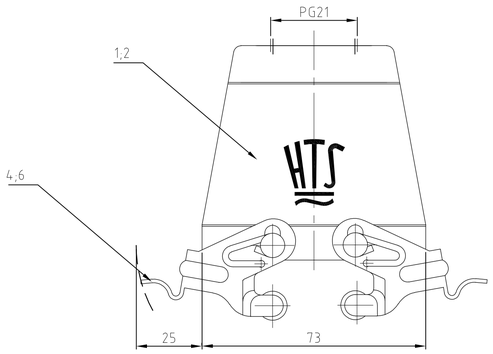

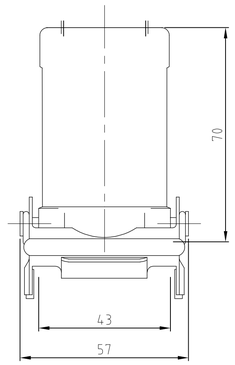

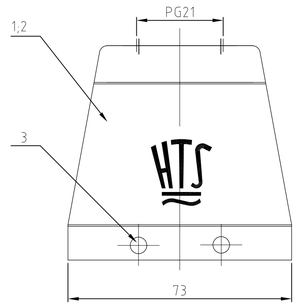

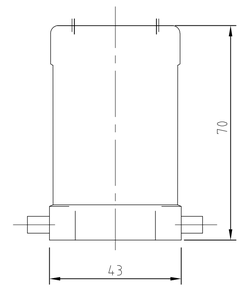

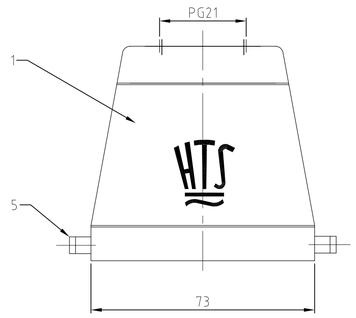

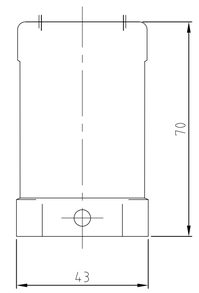

Notes

1. Material: Housing: aluminium diecasting alloy
2. Surface: - Powder varnish grey
   - aluminium oxid +
   Varnish black
3. Varnish on the inside not necessary
4. Packaging quantity 5 pieces
5. OBSOLETE PARTS: OBSOLETE CIS STREAMLINING PER D.RENAUD/D.SINISI

Bemerkungen

1. Material: Gehäuse: Alu-Druckguß-Legierung
2. Oberfläche: - Pulverbeschichtung grau
   - Aluminium-oxid-Schicht +
   Lackierung schwarz
3. Lackierung im Gehäuseinnere ist nicht notwendig
4. Verpackungsmenge 5 Stück

		OBSOLETE 5									
2					VS-Bügel/locking clip	Stahl/steel	verzinkt/zink plaated	blau/blue	6	–
	2				LB-Bügelbolzen/clip bolt	Stahl/steel	verzinkt/zink plated	blau/blue	5	–
		2			VS-Bügel/locking clip	V2A/stainless steel	blank/even		4	–
			4		VS-Bügelbolzen/clip bolt	V2A/stainless steel	blank/even		3	–
		1	1		Steckergehäuse HD-K/hood	aluminium/ALU	aluminium oxid	black/schwarz	2	–
1	1			1	Steckergehäuse HD/hood	aluminium/ALU	–	grey/grau	1	–
1-1	1-7	2-1	2-6	1-6	DESCRIPTION / BENENNUNG	MATERIAL	SURFACE / OBERFLÄCHE	COLOR / FARBE	ITEM NO. POS.	REMARKS / BEMERKUNGEN

ORDERING TEXT / BESTELLTEXT
HD.24.STO-VS.121G
HD.24.STO-GR.121G
HD-K.24.STO-VS.121G
HD-K.24.STO.121G
HD.24.STO.121G

THIS DRAWING IS A CONTROLLED DOCUMENT FOR AMP INCORPORATED.
IT IS SUBJECT TO CHANGE AND THE CONTROL AS ENGINEERING.
DIMENSIONS, MATERIALS AND FINISHES ARE AS SPECIFIED ON THE DRAWING.
DIESES ZEICHNUNGSDOKUMENT WIRD DURCH AMP INCORPORATED KONTROLLIERT.
AENDERUNGEN, DIE DEM TECHNISCHEN FORTSCHRITT DIENEN, SIND VORBEHALTEN.
DEN JEWEILS LETZTGUELTIGEN AENDERUNGSSTAND ERFAHREN SIE AUF ANFRAGE.

DIMENSIONS: DIMENSIONEN: mm

TOLERANCES UNLESS OTHERWISE SPECIFIED: ALLGEMEINTOLERANZEN
n. ISO 8015
n. ISO 2768 – mH –E
n. DIN 16901 – 1+0
0 PLC ±-
1 PLC ±0
2 PLC ±1
3 PLC ±1
ANGLES / WINKEL ±-

MATERIAL
FINISH / OBERFLAECHE / FARBE

DWN	Schneider	08.12.1998
CHK	Schweiger	08.12.1998
APVD	–	
PRODUCT SPEC PRODUKTSPEZ.	–	
APPLICATION SPEC VERARBEITUNGSSPEZ.	–	
WEIGHT GEWICHT	–	

AMP
HTS Elektrotechnik
53819 Neunkirchen, Germany

NAME
HOOD
STECKERGEHÄUSE HD.24.STO.1.21.G

SIZE	CAGE CODE	DRAWING NO ZEICHNUNGS-NR.	RESTRICTED TO NUR FUER
A1	00779	C-1102502	

CUSTOMER DRAWING /KUNDENZEICHNUNG
MASSSTAB 1:1 BLATT 1 OF VON 1 REV B4