




# E-Series Surface Mount Mixer 5 – 1000 MHz

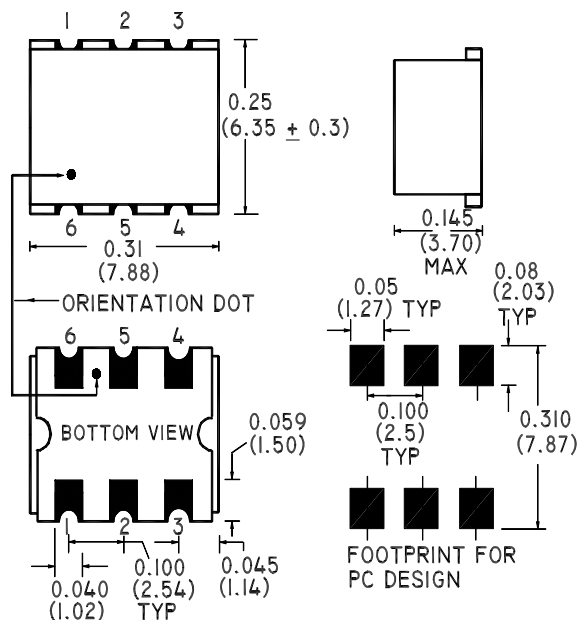
## Features

- LO Power +7 dBm
- Up to +1 dBm RF
- Surface Mount
- Low Profile



## SM-89 Package

Note: Non Hermetic Package



## Description

M/A-COM's ELCM-2 is a Low Cost, Broadband, high performance Double Balanced Mixer designed for use in high volume wireless applications. The device has been optimised by careful selection of the Schottky Diode and Balun Transformer for excellent performance. ELCM-2 is available in an SM-89 surface mount package and reflows using standard soldering reflow profiles.

## Electrical Specifications @ +25°C, Z<sub>0</sub> = 50 Ohms, LO = +7dBm

Parameter	Units	Minimum	Typical	Maximum
Frequency Range				
RF 5 - 1000	MHz	—	—	—
LO 5 - 1000	MHz	—	—	—
IF DC - 1000	MHz	—	—	—
Conversion Loss				
10 - 500	dB	—	6.5	8.0
5 - 1000	dB	—	7.0	9.5
Isolation (LO - RF)				
5 - 300	MHz	40	50	—
300 - 500	MHz	20	40	—
500 - 1000	MHz	18	25	—
Isolation (LO - IF)				
5 - 50	MHz	45	55	—
50 - 500	MHz	20	30	—
500 - 1000	MHz	12	20	—
RF Input for 1dB Compression	dBm	—	—	+1

V3.00 S 1352

**ADVANCED:** Data Sheets contain information regarding a product M/A-COM Technology Solutions is considering for development. Performance is based on target specifications, simulated results, and/or prototype measurements. Commitment to develop is not guaranteed.

**PRELIMINARY:** Data Sheets contain information regarding a product M/A-COM Technology Solutions has under development. Performance is based on engineering tests. Specifications are typical. Mechanical outline has been fixed. Engineering samples and/or test data may be available. Commitment to produce in volume is not guaranteed.

• **North America** Tel: 800.366.2266 • **Europe** Tel: +353.21.244.6400  
 • **India** Tel: +91.80.4155721 • **China** Tel: +86.21.2407.1588  
 Visit [www.macomtech.com](http://www.macomtech.com) for additional data sheets and product information.

M/A-COM Technology Solutions Inc. and its affiliates reserve the right to make changes

### Absolute Maximum Ratings

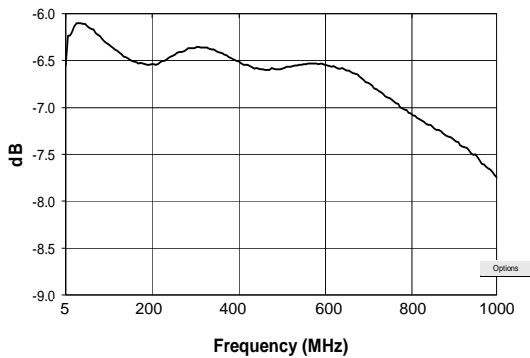
Parameter	Absolute Maximum
RF Power	50 mW
Peak IF Current	40 mA
Storage Temperature	-55°C to +100°C
Operating Temperature	-55°C to +100°C
Pin Temperature (10 Seconds)	260°C

### Functional Configuration

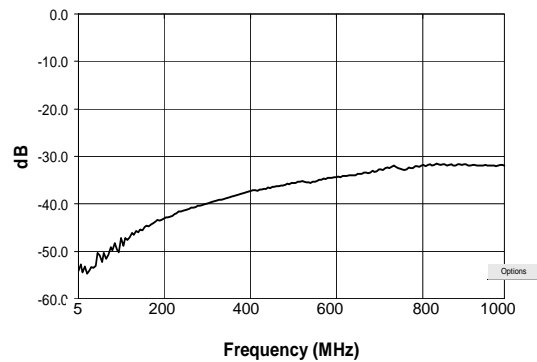
Function	Pin No.
LO	1
RF	4
IF	5
Ground	2, 3, 6
Case Ground	—
Unconnected	—

### Typical Performance @ +25°C

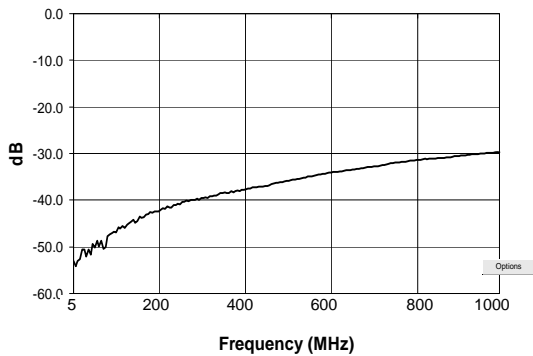
Conversion Loss



L-R Isolation



L-I Isolation



**ADVANCED:** Data Sheets contain information regarding a product M/A-COM Technology Solutions is considering for development. Performance is based on target specifications, simulated results, and/or prototype measurements. Commitment to develop is not guaranteed.

**PRELIMINARY:** Data Sheets contain information regarding a product M/A-COM Technology Solutions has under development. Performance is based on engineering tests. Specifications are typical. Mechanical outline has been fixed. Engineering samples and/or test data may be available. Commitment to produce in volume is not guaranteed.

• **North America** Tel: 800.366.2266 • **Europe** Tel: +353.21.244.6400  
 • **India** Tel: +91.80.4155721 • **China** Tel: +86.21.2407.1588

Visit [www.macomtech.com](http://www.macomtech.com) for additional data sheets and product information.