

08080100 & 08080480 BATTERY DISCONNECT SWITCHES

150A • SPST • IP65 • M10 Studs • Push and Key to Off

08080100



**08080400
08080480
with chain**



08080200



**08080300
08080380
with chain**

Specifications

Max Operating Voltage:	24V DC
Max Continuous Current:	150A
Intermittent Current:	1200A at 5 sec
Operating Temp:	-40 °C to +85 °C
Ingress Protection:	IP65
Contacts:	Silver-plated Copper
Terminals:	M10 (brass nuts)

Description

Manual Battery Disconnect Switch features a push button for fast push to off operation in event of an emergency. Rotate knob for ON. Switch status is indicated through a window on the top of the knob.

Manual Battery Disconnect Switch features a key that can be turned counter-clockwise until one "click" is heard for the OFF position. Turn counter-clockwise to the second position to completely remove the key.

Features/Benefits

- 100-150A continuous current rating
- Push to OFF feature for emergency situations
- Highly visible bright red handle
- Status window built-in the top of the knob
- Waterproof and dustproof to IP65 for push-button, IP54 for key versions

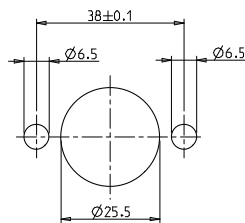
Applications

- Racing Cars
- Fork-Lift Trucks
- Transpallets
- Water-Crafts

Web Resources

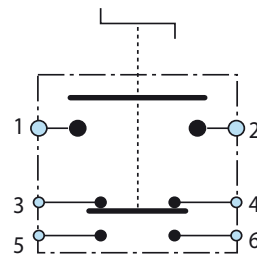
Download 2D print and technical resources at:
littelfuse.com/ManualBatterySwitches

Mounting Diagram

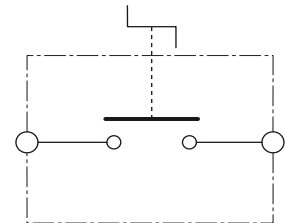


Electrical Diagram

With supplementary contacts



Standard contacts



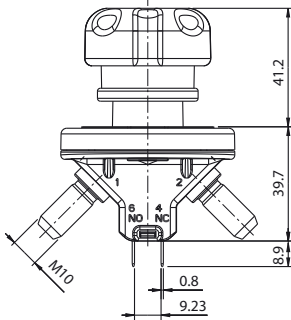
Ordering Information

PART NUMBER	VOLTAGE	AMPERAGE	CIRCUITRY	MOUNTING	INGRESS	TERMINAL NUTS	NOTES
08080100	12-24V DC	150A	SPST	Through-Hole	IP65	M10 Brass	Push to off whit supplementary contact
08080200	12-24V DC	150A	SPST	Through-Hole	IP65	M10 Brass	Push to off
08080300	12-24V DC	150A	SPST	Through-Hole	IP65	M10 Brass	Key to off
08080380	12-24V DC	150A	SPST	Through-Hole	IP65	M10 Brass	Key to off whit chain
08080400	12-24V DC	150A	SPST	Through-Hole	IP65	M10 Brass	Key to off whit supplementary contact
08080480	12-24V DC	150A	SPST	Through-Hole	IP65	M10 Brass	Key to off whit supplementary contact and chain

08080100 & 08080480 BATTERY DISCONNECT SWITCHES

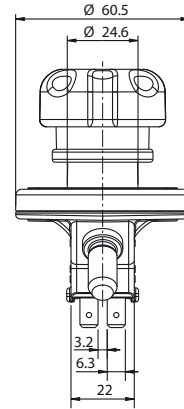
Dimensions in millimeters

PUSH VERSIONS



08080100

08080200



KEY VERSIONS

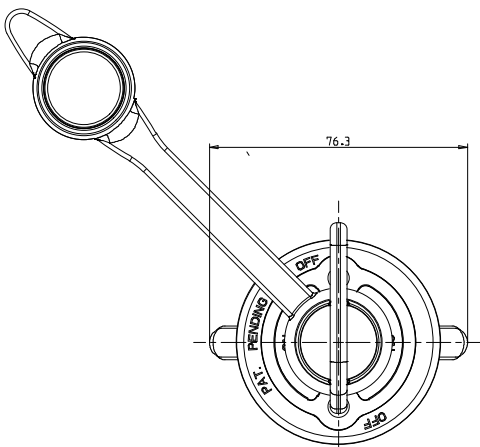
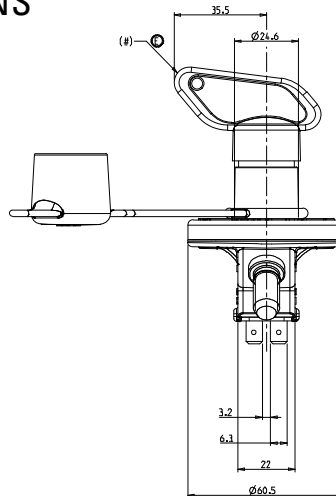


08080300

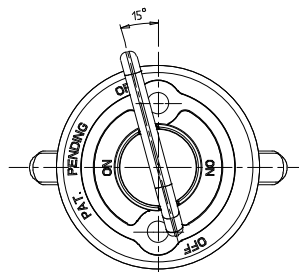
08080380

08080400

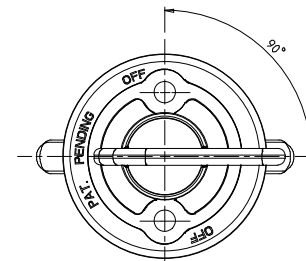
08080480



Close contact



Open contact



Plugging in/Pull Out Key



Visit Littelfuse.com for the most up-to-date product information. Littelfuse reserves the right to make product changes, without notice. Material in this document is as accurate as known at the time of publication.